



@USFFOOTBALL

SEPTEMBER 14, 2015

UNIVERSITY OF SOUTH FLORIDA BULLS FOOTBALL

TAMPA, FLORIDA

19TH SEASON • 11 WINNING SEASONS • 6 BOWL APPEARANCES • 4 BOWL VICTORIES •
25 NFL DRAFT PICKS • 14 ALL-AMERICA SELECTIONS • REACHED NO. 2 RANKING IN 2007

2015 USF GAME NOTES

GAME 3 • AT MARYLAND

USF DRIVE STARTERS

- USF looks for first win over a Big Ten opponent.
- Linebackers Nigel Harris & Tashon Whitehurst return.
- Flowers tied for AAC lead, 25th nationally with 4 TD passes.
- Johnson tied for AAC lead with 4 TDs on year, sets USF RB season records for receiving yards and TD catches through two games.
- Bulls' D-line emerging, helps USF rank 2nd in nation with 11.0 TFL per game, 13th with 3.0 sacks per game.
- Marlon Mack moves into 9th on USF career rushing charts, averaging 107 ypg coming into weekend.
- Up-tempo offense debuts with most points since 2011, seventh-most yards in program history.
- Bulls feature 49 freshmen (true and redshirt) on the roster, 17 overall (true and redshirt) have seen action.

USF STATISTICAL LEADERS

RUSHING: Marlon Mack: 41 carries, 214 yds, 1 TD, 5.2 ypc, 107 ypg
PASSING: Quinton Flowers: 24-40, 266 yds, 4 TD, 2 INT, 71 Long
RECEIVING: D'Ernest Johnson: 8 catches, 166 yds, 4 TD, 71 long
SCORING: D'Ernest Johnson: 24 pts, 4 TD
TACKLES: Nate Godwin, 13
TFL: Bruce Hector, 4.0
SACKS: Bruce Hector & Daniel Awoleke, 2.0
INT: Ronnie Hoggins & Jalen Spencer, 1
USF CAPTAINS: Eric Lee, Sean Price, Mattias Ciabatti

USF/IMG RADIO NETWORK

FLAGSHIP: 820 AM WWBA

Jim Louk, play-by-play Mark Robinson, analyst
 Jenna Laine, sideline

PREGAME SHOW (2 HRS PRIOR TO KICK)

Jim Lighthall, co-host Justin Pawlowski, co-host

USF/IMG RADIO AFFILIATES

820 AM WWBA -- Tampa Bay **
 107.9 FM -- Jacksonville ** 1080 WHIM AM -- Miami **
 1080 AM -- Orlando ** 99.9 WXJB FM -- Brooksville
 1120 AM -- Orlando ** ** Carry Coaches Show

SOCIAL: @USFFOOTBALL, @CoachTaggart
 #GoBulls; #USF; #BullsUnite; #DoSomething
 facebook.com/SouthFloridaFootball

USF ATHLETIC COMMUNICATIONS

4202 E. Fowler Ave., ATH 100, Tampa, FL 33620
 OFFICE: 813-974-2125 FAX: 813-974-5328

Brian Siegrist, Associate AD for Communications

O: (813) 974-4086 | C: (813)-293-3897 | siegrist@usf.edu

Steve Schoon, Assistant Director of Communications

O: (813) 974-4087 | C: (620)-218-1693 | schoons@usf.edu

Mark Heise, Assistant Director of Communications

O: (813) 974-5755 | C: (320)-333-2647 | mheise@usf.edu

USF (1-1, 0-0 The American) at Maryland (1-1; 0-0 Big Ten) SAT., SEPT. 19 • 12:00 p.m. (ET) • College Park, Md. • Byrd Stadium (51,802)

SURFACE: FieldTurf
TV: ESPNU: Clay Matvick (Play by Play) & John Congemi (Analyst)
RADIO: USF/IMG (820 AM)
ON-LINE AUDIO: Bulls Cast Radio: www.GoUSFBulls.com
SIRIUS/XM: --

SERIES: Maryland leads, 1-0
IN TAMPA: UM leads 1-0 (W, 24-17 in 2014)
IN COLLEGE PARK: First meeting
LAST MEETING: 2014, UM won 24-17 in Tampa



USF

RANKINGS (AP/COACHES): -/
HEAD COACH:Willie Taggart (W. Kentucky, '98)
RECORD AT USF:7-19 (2nd)
CAREER RECORD:23-39 (6th)



MARYLAND

RANKINGS (AP/COACHES): -/
HEAD COACH:Randy Edsall
RECORD AT UM:21-31 (5th)
CAREER RECORD:95-101 (16th)

@USFFOOTBALL

@COACHTAGGART

@USFATHLETICS

#USF

#GOBULLS

#BULLSUNITE

2015 SCHEDULE

DATE	OPPONENT	KICK/TV/RESULT	NOTABLE
Sat., Sept. 5	FLORIDA A&M Raymond James Stadium	W, 51-3 ESPN3	USF posts 556 yards & 7 TD Defense logs 15 TFL, 12 yds rushing
Sat., Sept. 12	at #11/8 Florida State Tallahassee, Fla.	L, 14-34 ESPN	Tied 7-7 at the half D'Ernest Johnson two TD catches
Sat., Sept. 19	at Maryland College Park, Md.	12:00 p.m. ESPNU	First trip to Maryland, lost 24-17 in 2014 0-4 vs. Big Ten programs
Fri., Oct. 2	MEMPHIS* Raymond James Stadium	7:00 p.m. ESPN2	Lost 31-20 at Memphis in 2014 2-0 in AAC openers
Sat., Oct. 10	SYRACUSE* (Homecoming) Raymond James Stadium	TBA	9th meeting, lead series 6-2 9-9 in Homecoming games
Sat., Oct. 17	at UConn* East Hartford, Conn.	TBA	2-0 vs. Huskies in AAC play Won 13-10 at UConn in 2013
Sat., Oct. 24	SMU* (Military Appreciation) Raymond James Stadium	TBA	Won 14-13 at SMU in 2014 Lost 16-6 at home in 2013
Sat., Oct. 31	at Navy* Annapolis, Md.	12:00 p.m. CBSSN	First-ever meeting 1-1 against military academies (Army)
Sat., Nov. 7	at East Carolina* Greenville, N.C.	TBA	L, 28-17 in Tampa in 2014 2-0 at ECU, first game there since 2003
Sat., Nov. 14	TEMPLE* Raymond James Stadium	TBA	Second ever meeting L, 37-28 at Temple in 2012
Fri., Nov. 20	CINCINNATI* Raymond James Stadium	8:00 p.m.	L, 34-17 at UC in 2014 W, 26-20 in Tampa in 2013
Fri., Nov. 28	at UCF* Orlando, Fla.	7:00 p.m. ESPN	Lead series 4-2 Fell 23-20 to #17 UCF in Orlando in 2013

* American Athletic Conference game
 All games can be heard on the USF/IMG Radio Network and GoUSFBulls.com

GAME DAY AT MARYLAND

USF will play its first game ever at Maryland as the Bulls complete the home-and-home series, which began last season with a 24-17 Terrapins victory in Raymond James Stadium. USF led 17-14 in the fourth quarter, when the Terps blocked a punt and fell on it for a touchdown to take a 21-17 lead. The Bulls defense forced six turnovers in the game, four of which came in the first half including a fumble returned for a touchdown by LB Auggie Sanchez. Starting QB Mike White was knocked out of the game after being hit on the Bulls first offensive play. Steven Bench finished 14-of-36 for 162 yards and an interception.

■ This will be the first of two trips to the state of Maryland for USF on the year. The Bulls play at Navy on Halloween. USF has never before played a game in the state.

■ Big Ten: USF is 0-4 all-time vs. Big Ten teams. This will be USF's third road trip to a Big Ten opponent in as many seasons and 4th game vs. a Big Ten opponent in the last three years. The Bulls fell 21-6 at Michigan State in 2013 and to Maryland and at No. 17 Wisconsin (27-10) last year.

■ USF last beat a Power Five non-conference opponent in 2011 with a 23-20 victory at Notre Dame. The Bulls also have victories vs. Clemson (2010), at Florida State (2009), vs. Kansas (2008), at N.C. State (2008), at Auburn (2007), vs. North Carolina (2007) and at Pittsburgh (2001) in non-conference match-ups with power conference opponents.

USF QUICK FACTS

HEAD COACH WILLIE TAGGART

Years Coached: _____ 6th season
Alma Mater: _____ Western Kentucky, 1998
 _____ 4 year starter at QB; 11 WKU records;
 ___ set NCAA record for rushing yards by a QB (3,997)
Career Record: _____ 23-39 (6th)
Record at USF: _____ 7-19 (3rd)
AAC Record: _____ 5-11; 3rd season
Bowl Record: _____ 0-1

USF COACHING STAFF (game location)

Tom Allen (field) _____ Defensive Coord.
 Danny Hope (field) _____ Co-Offensive Coord. - Offensive Line
 David Reaves (box) _____ Co-Offensive Coord. - Quarterbacks
 Raymond Woodie (box) _____ Asst. Head Coach - LBs & SPT
 Ron Dugans (field) _____ Wide Receiver
 David Gilbertson (box) _____ Tight Ends
 Donte Pimpleton (field) _____ Running Backs
 Eric Mathies (box) _____ Defensive Line
 Alonzo Hampton (box) _____ Defensive Backs
Analysts: Joe Kinnan, Jared Clark, Saki Mihalakos,
 Stephen Nicholas & Brock Willis
Graduate Assistants: Benny Morrison, Blake Treadwell,
 Lindsey Lamar, Jim Nelson

IN THE PRESS BOX

OFFENSE: David Reaves & David Gilbertson
DEFENSE: Eric Mathies & Alonzo Hampton

UNIVERSITY QUICK FACTS

Location: Tampa, Fla. **Enrollment:** 47,646
Nickname: Bulls **Colors:** Green & Gold
Conference: American Athletic
President: Dr. Judy Genshaft
Athletic Director: Mark Harlan
Football Office Phone: 813-974-7170
Press Box Phone: 813-3506225

TEAM OVERVIEW

2014 Overall Record: 4-8
2014 American Athletic Record: 3-5
Starters Returning/Lost: 12/11
Offense: 4/5; **Defense:** 7/4
Special Teams: 1/1
Lettermen Returning/Lost: 42/27
Offense: 19/13; **Defense:** 20/13
Special Teams: 3/1

FOOTBALL HISTORY

First Year: 1997; **First Year in FBS:** 2000
Record (years): 118-97 (18);
FBS Record (years): 98-84 (15)
All-Time Bowl Record: 4-2;
Bowl Appearances: 6
Last Bowl Appearance:
 2010 Meineke Car Care (won)
First Team All-Americans: 6
First Team All-Conference: 22

STADIUM INFORMATION

Name: Raymond James Stadium
Capacity: 65,857
Surface: Tifway Bermuda 419
Record At Ray Jay: 62-33 (.652)

LAST TIME OUT

BULLS FALL AFTER STRONG START AT NO. 11/8 FLORIDA STATE

USF was tied 7-7 with the Seminoles at halftime, and could have led if not for a turnover on FSU's 4-yard line, but was outscored 27-7 in the second half before falling 34-14 in Tallahassee. The Florida State attack was nearly all predicated on the back of tailback Dalvin Cook, who ran for 263 yards (a USF opponent record) and three touchdowns on 30 carries.

- USF forced seven first half punts and held FSU to 110 yards and six yards passing in the first 30 minutes.
- RB D'Ernest Johnson posted two touchdown receptions for the second straight game hauling in both of the Bulls' scores on a 1-yard toss and a 71-yard wheel route from Quinton Flowers.
- S Nate Godwin led USF with nine tackles. DT Deadrin Senat posted a career-high eight tackles.
- The Bulls' defensive line played well, collecting three sacks and 5.5 of USF's 7.0 tackles for loss on the day.
- Cook had scoring runs of 74, 24 and 38 yards.
- Marlon Mack ran for 83 yards and caught five passes, moved into ninth on USF career charts with 1,255 yards.
- LB Auggie Sanchez ejected in the third quarter for targeting after a late hit on USF QB Everett Golson. The play occurred on a 3rd and 12, keeping a 90-yard FSU TD drive alive that made the score 24-7.

QUICKLY SPEAKING

USF TEAM

- USF traveled eight true freshmen and 19 freshman overall to Florida State, the Bulls' first road game.
- USF played 7 true freshmen and 17 freshmen eligibility players in the season opener. USF has played 25 true freshmen in the last three seasons, starting 15.
- Two starting linebackers (Nigel Harris & Tashon Whitehurst) will return to the line-up at Maryland after both serving two-game suspensions for team violations that occurred in the spring.
- Starting Mike linebacker Auggie Sanchez will miss the first half at Maryland after being ejected for targeting in the first half at Florida State.

OFFENSE

- USF's 556 yards in the season opener were the seventh-most in program history and most since posting 572 yards Nevada in 2012, and the second most all-time in a season opener. (563 vs. Stony Brook, 2010)
- USF's 51 points vs. FAMU were the most in a game since 2011 and the most in a season opener since scoring 56 against Tennessee-Martin on Aug. 30, 2008.
- D'Ernest Johnson has four TD catches (22, 45, 1 & 71) and 166 yards receiving in the first two games to set a new USF records for a running back for a season. He had a career-best five catches for 89 yards and two TD at Florida State.
- Quinton Flowers' four TD passes on the year are tied for the AAC lead and stand 25th in the FBS.
- RB Marlon Mack recorded his fifth-career 100-yard rushing game vs. FAMU, his 131 yards were the second-most on his career. His five 100-yard games are tied for fourth-most all-time at USF.
- Marlon Mack has 1,255 career rushing yards, good for 9th on USF's career rushing chart.
- TE Elkanah Dillon led USF with four catches for 126 yards and a 62-yard TD vs. FAMU. He was the first Bull not named Andre Davis (now with the Buffalo Bills) to post 100-yards receiving since 2011.

- QB Quinton Flowers posted single-game career highs in passing yards (141), passing touchdowns (two), pass attempts (16), completions (12), rushing yards (63) and rushing touchdowns (one) while making his second-career start vs. FAMU.
- RB Darius Tice set a new career high for rushing yards with 77 vs. FAMU.

DEFENSE

- Forced seven first half punts and held FSU to 110 first half yards.
- The Bulls are second in the FBS, posting 11.0 TFL per game and 13th with 3.5 sacks per game.
- In the debut of the 4-2-5 scheme, USF forced six straight three-and-outs vs. FAMU to start the game and eight total on the game. The Bulls didn't allow a first down until 4:30 left to play in the first half.
- USF held FAMU to just 182 yards of total offense and 12 yards rushing. The Bulls posted 15.0 tackles for loss on the night, the most in a game since recording 16.0 vs. UCF on Oct. 13, 2007.
- DT Bruce Hector recorded his first-career sack and went on to post career highs of six tackles, 3.0 TFL and 2.0 sacks vs. FAMU.
- DE DL Demetrius Hill tied for the team lead and set a career high with 3.0 TFL vs. FAMU.
- LB Auggie Sanchez led USF with 10 tackles vs. FAMU, the second time on his career leading the team in tackles.

SPECIAL TEAMS

- SO PK Emilio Nadelman made his first-career field goal, a 22-yard attempt, vs. FAMU.
- Ray Guy Award candidate Mattias Ciabatti tied a team record with 10 punts at FSU. He averaged 44.5 ypp and downed four inside the 20.
- Ciabatti ranks 2nd in the AAC and 13th nationally averaging 45.5 ypp on the year.
- Tajee Fullwood had a 46-yard punt return at FSU and ranks 2nd in the AAC & 26th nationally at 13.4 ypr.

USF MOURNS LOSS OF FORMER BULL

USF MOURNS TRAGIC LOSS OF ELKINO WATSON #RIP53



Following the Bulls' season opening victory on Sept. 5, the USF team learned early the following Sunday morning (Sept. 6) of the tragic death of former defensive tackle Elkino Watson (Miami) in a violent incident in Tampa early Sunday. Watson, who participated in the Chicago Bears spring mini-camp, was one of USF's defensive leaders in 2014, starting nine games and playing in 10 while posting 36 tackles, 7.5 tackles for loss and two sacks in his final campaign. A four-year

letterman for the Bulls (2011-2014), Watson played in 45 career games and started 19. He logged 74 tackles, 32.5 tackles for loss and six sacks on his career, finishing ninth all-time on the Bulls career tackles for loss chart. Current USF student Desmond Horne, who competed for a spot at wide receiver on the Bulls' football team during 2015 spring practices, was also seriously injured in the incident. Horne's affiliation with the USF Football program ended in May. Law enforcement has arrested a suspect.

- USF will wear gold stickers with "EW" on them on their helmets in memory of Watson.
- The team held an on-campus memorial service on Sept. 8 at the Sun Dome (7 p.m.) that was attended by more than 600 people.



USF FOOTBALL: A NEW ERA ON THE BAY

USF's football show is not your normal coaches show. Shot and produced by 20-time emmy winning Awesome Films out of Pittsburgh, Pa., USF Football: A New Era On The Bay takes fans inside the program with stunning cinematography and unprecedented access that reveals what makes the Bulls a unique program on the rise led by Bay Area native Willie Taggart.

The 12-episode program tracks the Bulls development over the year with game highlights, player features and the sites and sounds of life as a Bull. The show will not air during USF's bye weeks.

AIR TIMES: Each game week

Bright House Sports Network (CH 47 & 1147): Thursdays at 11:30 p.m.; Fridays at 8:30 a.m.

FOX Sun Sports (CH: 31 & 1148 HD (Bright House; CH: 76 & 576 (Verizon FiOS); DirecTV; Dish Network): Thursdays at 4:00 p.m.

WDFB TV (Blab TV - CH 48): Pensacola, Destin, Mobile: Saturdays at noon



USF FOOTBALL RADIO SHOW

Coach Willie Taggart's weekly radio show will air on 820 AM on Mondays of game weeks during the fall. The show airs 7-8 p.m. live from GrillSmith at The Shops at Wiregrass in New Tampa. Taggart will be joined by hosts Jim Louk and Mark Robinson for the hour-long program that welcomes fan questions from twitter (@USFFootball) and USF Football Facebook page.

LEADERS NAMED

At the conclusion of preseason camp, the USF players voted three teammates **captains** representing the offense, defense and special teams. Senior defensive end Eric Lee (defense), enior tight end Sean Price (offense) and senior punter Mattias Ciabatti (special teams) were named.

The Bulls also named five six players to the **Unity Council** representing the USF players. Joining Ciabatti, Lee and Price on the council are senior guard Thor Jozwiak, sophomore safety Devin Abraham and sophomore wide receiver Evan Wilson.

AWARDS WATCH

USF had three players named to four national awards watch lists in the preseason:

- RB Marlon Mack (Maxwell & Doak Walker), TE Sean Price (Mackey) and P Mattias Ciabatti (Ray Guy) earned watch list recognition.

WHAT'S BACK FOR 2015?

USF returns 12 starters (4 offense, 7 defense and 1 specialist) for Willie Taggart's third season at the helm. The Bulls will return their top five tacklers (8 of the top 12 overall) and players that accounted for 70 percent of the team's tackles in 2014. USF returns nearly 100 percent of its rushing yardage from 2014, including 1,000-yard rusher Marlon Mack, and 50 percent of its receptions and receiving yards.

THE PROGRAM

The USF Football program completed its 18th season and 15th at the FBS level in 2014. The Bulls have made six bowl appearances, including every season between 2005-10, and have four bowl game victories. USF has produced 14 All-America selections, 25 NFL Draft picks and reached the No. 2 ranking in the Associated Press Poll in 2007.

DEFENSIVE LEADERS RETURN

USF returns its top five tacklers from 2014, four of which are Bay Area natives (Jamie Byrd, Nigel Harris, Nate Godwin & Auggie Sanchez). Byrd led the way with 95 tackles, while Harris was second with 77 and led the team with 10.5 tackles for loss. USF also returns every player that recorded an interception and seven of its 14 fumble recoveries.

#BAYMADE

Head Coach Willie Taggart has stressed the importance of keeping local talent close to home and USF's recruiting efforts have reflected that. Taggart has added 17 Bay Area players to the roster in the last two recruiting classes and welcomed another seven through transfer, bringing Taggart's total addition of scholarship Bay Area players to 24 in the last two years. The Bulls have 47 Bay Area players on the roster including walk-ons.

USF has 16 players from the Bay Area on its two-deep entering the 2015 season, including seven players on defense and four in the secondary.

"That's one thing that we said when we came here was this Bay Area was going to be the heart of this football team," Taggart said. "...we've found some guys that want to be here and wanted to be a part of this."

GOING UP TEMPO

USF made changes in its offensive and defensive philosophy for the 2015 season with an emphasis on tempo and speed players. The Bulls sped up everything they did on and off the field during the offseason, including lifting sessions, meetings and practice pace in preparation to play fast. The Bulls offense worked in more spread elements, multiple receiver sets and quarterback zone-read option plays while moving to a no-huddle offense with an announced practice goal of snapping the football with at least 15 seconds remaining on the play clock. The defense shifted to a 4-2-5 scheme keeping five defensive backs on the field in a base set as the Bulls look to get faster players on the field and swarm the football.

■ In its debut in the season-opener, the offense posted 556 yards and 51 points. The yardage marked the seventh-most in program history and the most since 2012. The points were the team's most since 2011 and the most in a season-opener since 2008.

■ The Bulls two quarterbacks (Flowers & Bench) which nearly split the game equally, combined to go 20-of-26 (77%) for 281 yards, three TD and one INT. They also ran for 83 yards and two touchdowns.

■ USF scored 35 points in the second half after the offense took some time to get going in the first quarter.

■ The Bulls posted five scoring drives of 1:06 or less vs. FAMU, and a 48 second drive at FSU.

AAC STANDINGS

School (rank)	CONF	Overall	Streak
EAST			
Temple	1-0	2-0	W2
UConn	0-0	2-0	W2
USF	0-0	1-1	L1
East Carolina	0-0	1-1	L1
Cincinnati	0-1	1-1	L1
UCF	0-0	0-2	L2
WEST			
Houston	0-0	2-0	W2
Memphis	0-0	2-0	W2
Tulsa	0-0	2-0	W2
Navy	0-0	1-0	W1
SMU	0-0	1-1	W1
Tulane	0-0	0-2	L2

UPCOMING GAMES

SATURDAY, SEPT. 19

UConn at MissouriNOON.....	ESPN
USF at MarylandNOON.....	ESPN
Tulsa at OklahomaNOON.....	FS1
Memphis at Bowling Green 3 P.M.....	ESPN3
Temple at Massachusetts 3 P.M.....	ESPN3
Cincinnati at Miami (Ohio)3:30 P.M.....	ESPN3
East Carolina at Navy * 3:30 P.M.....	CBSSN
Furman at UCF 6 P.M.....	ESPN3
SMU at TCU 8 P.M.....	FSN
Maine at Tulane 8 P.M.....	ESPN3

AMERICAN CONFERENCE BOWL LINEUP

<p>AutoNation Cure Bowl Florida Citrus Bowl • Orlando, Fla. Dec. 19, 2015 • TBD • CBSSN</p>	<p>vs.</p>
<p>Miami Beach Bowl Marlins Park • Miami, Fla. Dec. 21, 2015 • 2:30 p.m. ET • ESPN</p>	<p>vs.</p>
<p>Boca Raton Bowl FAU Stadium • Boca Raton, Fla. Dec. 22, 2015 • 7 p.m. ET • ESPN</p>	<p>vs.</p>
<p>Hawaii Bowl Aloha Stadium • Honolulu, Hawaii Dec. 24, 2015 • 8 p.m. ET • ESPN</p>	<p>vs.</p>
<p>St. Petersburg Bowl Tropicana Field • St. Petersburg, Fla. Dec. 26, 2015 • 11 a.m. ET • ESPN</p>	<p>vs.</p>
<p>Military Bowl presented by Northrop Grumman Navy-Marine Corps Memorial Stadium • Annapolis, Md. Dec. 28, 2015 • 2:30 p.m. ET • ESPN</p>	<p>vs.</p>
<p>Birmingham Bowl Legion Field • Birmingham, Ala. Dec. 30, 2015 • Noon ET • ESPN</p>	<p>vs.</p>



DID YOU KNOW?

- **TE Sean Price** is co-president of USF's Student Athlete Advisory Committee, representing more than 400 student-athletes.
- **G Thor Jozwiak** and **C Brynjar Gudmundsson** were roommates for four years at USF and Gudmundsson will be a groomsman in Jozwiak's wedding this February.
- **P Mattias Ciabatti** is a four-handicap in golf and has shot 76 on the TPC Tampa Bay course and posted 71 in his last round before fall camp despite picking up the game just five years ago. **G Thor Jozwiak** is also around a 10-handicapper who averages 310 yards with the driver.
- **G Thor Jozwiak's** father, Brian, was an All-American at West Virginia and first round NFL Draft pick of the Kansas City Chiefs. He sported a mohawk identical to the one his son wears now. Thor, who is equipped with an out-going personality and talent for hyping up large crowds, is eyeing a future career in the WWE.
- **OL Mak Djulbegovic's** father, Benjamin, is a noted professor in USF's Morsani College of Medicine.
- **FR DB Devin Abraham** (Donnie Abraham) is the son of former Tampa Bay Buccaneer Donnie Abraham.
- RB Coach **Donte Pimpleton** and Head Coach **Willie Taggart** played on the same teams at Western Kentucky. Pimpleton was a back-up quarterback to Taggart and played some wide receiver and running back before taking the reigns at QB following Taggart's graduation.
- OC **Danny Hope** coached under Senior Offensive Consultant **Joe Kinnan** at Manatee HS in the early 80's. Willie Taggart played for Kinnan in the late 90's and helped lead the Hurricanes to a state title.
- **QB Coach David Reaves** is the son of John Reaves, an All-American QB at Florida and longtime NFL QB.

DID YOU HEAR?

"They were very good on defense, athletic, strong, good players. They played their hearts out. It's a very tough, very physical football team."

- **Jimbo Fisher, FSU Head Coach**

BULLS RECOGNITION

BRUCE HECTOR - Sophomore DT
American Conference Honor Roll (9.6)

QUINTON FLOWERS - Sophomore QB
ESPN SportsCenter Top 10 Play - vs. FAMU

MATTIAS CIABATTI - Senior P
*Ray Guy Award Watch List
Athlon Preseason All-AAC First Team
Phil Steele's Preseason All-AAC First Team*

MARLON MACK - Sophomore RB
*Maxwell Award Watch List
Doak Walker Award Watch List
Named one of Top 20 Running Backs On
The Rise For 2015 by Athlon*

SEAN PRICE - Senior TE
*Mackey Award Watch List
Sporting News Preseason All-AAC Team*



#BULLSHARKS DEFENSE

The USF defense has adopted the moniker of "Bull Sharks" after the most aggressive and feared of sharks in the ocean and a species native to the warm waters of the Gulf of Mexico and the Bay Area. Defensive Coordinator Tom Allen was part of the highly successful "Land Shark" defense for three seasons at Mississippi. The 2014 Ole Miss defense led the nation in scoring defense giving up just 13.8 ppg and allowing a national low of 18 touchdowns. The Rebel defense led the SEC in five categories and ranked in the Top 20 nationally in 11.

- Forced six-straight 3 & Outs to start the season vs. FAMU and just one first down and -12 yards rushing in the first half.
- Posted 15.0 tackles for loss vs. FAMU, the program's most since 2007.
- Held FSU to 110 yards and seven punts in the first half as the Noles gained just 6 yards passing in the first 30 minutes.
- Ranks second in FBS posting 11.0 TFL and 13th with 3.0 sacks per game.

NEW TERMINOLOGY

Tom Allen's 4-2-5 defense brought with it some new terminology for Bulls' defenders:

Bull - A smaller hybrid defensive end/linebacker

Stinger - Weakside linebacker

Husky - Strong safety that plays closer to the line

Rover - Strong safety that plays more in coverage

Takeaways - Tom Allen will not allow his players to use the word "turnover". All change of possession plays are "takeaways" signifying an aggressive act on the part of the defense and not an error committed by the offense.

GODWIN GOT GAME

A local Tampa product, Nate Godwin has established himself as one of the Bulls' most productive defenders. He ranked third on the team with 72 tackles in 2014 and currently leads the team with 13 tackles in 2015 despite missing much of the last two weeks of fall camp with a hamstring injury and starting the year second on the depth chart at Rover.

- Godwin led the Bulls with 9 tackles (6 solo) at FSU.
- Has led the team in tackles in four games the last two years.
- His 134 career tackles lead all USF defenders.

D-LINE EMERGING AS A FORCE

A Bulls defensive line that entered the season with no proven stars and having lost its top three playmakers from 2014 (Todd Chandler, Elkin Watson and Derrick Calloway) has quickly proven to be a force for the Bulls 4-2-5 defense.

- D-Linemen posted 10 of the Bulls 15 TFL in the season opener vs. FAMU, the most for a USF team since 2007.
- D-Linemen posted six of the Bulls 7.0 TFL at FSU.
- The USF defense ranks second behind only Missouri in

the FBS posting 11.0 TFL per game. Of the Bulls 22 TFL on the season, D-linemen have posted 16 and have accounted for all seven of the Bulls' sacks, which rank 13th in the FBS at 3.5 per game, equaling 2014's total in sacks (7) and closing in on the TFL total (28).

- Sophomore Bruce Hector (4.0 TFL, 2.0 sacks) and senior Demetrius Hill (3.5 TFL, 2.0 sacks) are both in their second season playing at USF and leading the production.
- USF posted 68 TFL and 20 sacks total in 2014, 28 TFL and seven sacks came from the D-line.

ANGRY BYRD

Senior transfer DB Jamie Byrd, a native of nearby Dade City who earned NJCAA second team All-American and MFC first team All-Conference honors while playing at lowa Western Community College in 2013, joined the Bulls as an early enrollee in January of 2014. Byrd quickly earned the nickname "Angry Byrd" from his USF teammates, a take on the popular Angry Birds game and a reflection of his hard hitting relentless style that quickly installed him as a starting safety for 2014.

- Byrd led USF with 95 tackles in 2014
- Ranked 20th in the FBS with 5.9 solo tackles per game in 2014.
- He led USF in tackles in SIX games, including season highs of 14 at WISC (14) and vs. HOUS (14).

FLOWERS SHOWING SOME LEG

Quinton Flowers came to USF ranked as the No. 9 dual-threat quarterback in the nation and seen as one of the top athletes in Florida by the recruiting services.

The sophomore has quickly shown why in 2015, making plays with his legs and showing the diversity he brings to the Bulls' spread attack.

- Earned ESPN SportsCenter Top 10 play recognition for a scrambling, weaving, magician-like 22-yard TD pass to D'Ernest Johnson vs. FAMU in which he threw the ball across his body and across the field.
- Ran for a 29-yard TD vs. FAMU of a zone-read play.
- His 101 yards rushing (50.5 ypg) already rank as the most by a USF QB since B.J. Daniels ran for 434 yards (48.2 ypg) in 2012.

THE ONE NOT NAMED MACK

While Marlon Mack entered 2015 on everyone's radar, sophomore RB D'Ernest Johnson was thrilling coaches with his play in practice and potential he could bring to multiple facets of the USF attack.

- Through two games, Johnson leads USF with eight receptions for 166 yards and four TD's (71, 45, 22 & 1).
- Johnson has already set a USF season record for a running back for receiving yards and TD catches.
- Johnson's 71-yard TD on a wheel route at FSU cut the Seminole lead to 24-14 at the start of the 4th quarter.
- Johnson's 4TDs are tied for the most in The American.

PLAY WATCH

USF averaged 61 plays per game in 2014 running a power run oriented West Coast style offense. The Bulls have moved to a no-huddle, spread style offense this season with a fast tempo and the running of more plays being a key element to its success. USF offensive players now get the signals for the personnel unit and formation for each play via a series of large signs held up on the sideline featuring anything from Arnold Schwarzenegger, a hamburger and Fat Albert to any number of major league baseball team logos.

- USF ran 72 offensive plays in the season-opener.
- USF ran 60 offensive plays at FSU.

YOUNG GUNS

USF's young talent was on display in the season opener.

- The Bulls top three rushers were all sophomores and accounted for 271 yards and three TD.
- The Bulls leading receiver was a redshirt freshman and four of the top five receivers were sophomores or younger.
- The Bulls leader in sacks and tackles for loss was a sophomore and the top two leaders in tackles were sophomores.

KANO COMES OUT

Redshirt freshman TE Elkanah Dillon, known as Kano (KAY-No) to his teammates, has been impressing coaches for more than a year. He had a coming out party in his collegiate debut as the 6-5, 245-pounder led the Bulls with four catches for 126 yards and a 62-yard touchdown vs. Florida A&M. Kano's production marked a USF record for a tight end in a game, shattering the previous mark of 75 yards set in 1997, the Bulls' first season of football.

- Kano came to USF as a 220-pounder with more background playing basketball than football, which he took up during his sophomore year of high school.

FLOWERS EARNS START

A four-star, dual-threat quarterback out of Miami, sophomore Quinton Flowers earned the starting quarterback job after long battle through the spring and fall camp with senior Steven Bench. He will make his second-career start in the season opener. He got his first start at quarterback for the Bulls at SMU in 2014, just two days following the tragic shooting of his half brother, Bradley Holt, in the Alapattah neighborhood of Miami. He played three-and-a-half quarters in the Bulls 14-13 win.

- It wasn't the first time Flowers experienced tragedy, as he lived in high school with his uncle's family because both of his parents are deceased. Flowers was 7 years old when his father, Nathaniel, was shot and killed outside their home, and his mother, Nolita, died of cancer in January 2012 during his junior year of high school.

- Flowers is the youngest of five children.

- Flowers passed for more than 6,000 yards and ran for more than 2,000 at Miami Jackson HS, where he was ranked the No. 9 dual threat QB in the nation by 247Sports and had offers from Alabama, Nebraska, Florida, Miami (Fla.), Texas and Tennessee among others.

- Flowers is the fifth quarterback to earn a start under coach Willie Taggart.

- **Season Opener (FAMU):** Flowers posted career highs in every category as he started the season opener and passed for two touchdowns (22 & 45 yards) and 141 yards on 12-of-16 passing. He also ran for 63 yards, including a 29-yard TD. His scrambling 22-yard, across the field heave to D'Ernest Johnson for the Bulls first touchdown of the game made ESPN Sportscenter's Top 10 Plays of the Day.

PRICE EYES RECORD

Senior TE Sean Price, a 2015 Mackey Award Watch List member, has 58 career receptions entering 2015 and needs

three more to become USF's all-time leader by a tight end. Price also needs 155 more receiving yards to grab USF's all-time record for a tight end, currently held by Cedric Hill (774 yards, 2005-08).

INJURIES SIDELINE BULLS

USF saw two players seasons ended with knee injuries during fall camp.

- Freshman wide receiver Stanley Clerveaux suffered a torn ACL midway through camp. He had solidified himself as a starter at wideout through the spring and was expected to be a major contributor in the Bulls spread offense.
- Junior safety Hassan Childs suffered a torn ACL in the final week of camp. He was among the top returning punt returners in the AAC and has three career interceptions and two career starts.

IMMEDIATE IMPACT

Freshman wide receiver Chris Barr (Jacksonville) entered 2015 No. 1 on the depth chart at the slot receiver position for the Bulls. He is just one of five-true freshmen that found a spot on the opening 2015 depth chart and among several others that may see action as early as the season opener. Fellow wide receiver and return man Jordan Reed is behind Barr in the slot position and likely will see time on punt returns as well. Danny Thomas is No. 2 at the "Mike" linebacker position, Khalid McGee No. 2 at the "Husky" safety position, and Jaymon Thomas No. 2 at free safety.

In all the Bulls have 13 freshmen (redshirt and true) on the opening 2015 depth chart.

- **USF has STARTED 15 true freshmen in the last three seasons and played 25.**

- **True Freshmen to START on Year (1):** Chris Barr (WR)
- **True Freshmen to PLAY on Year (7):** Chris Barr (WR), Danny Thomas (LB), Ronnie Hoggins (CB), Khalid McGee (S), Jordan Reed (WR), Nate Ferguson (S) & Jaymon Thomas (S)

- **Redshirt Freshmen to START on Year (-):** -

- **USF had 31 UNDERCLASSMEN** see action in 2014, of those 17 were true or redshirt freshmen.

DEGREE EARNED

Eight Bulls have already earned their USF degrees, including starting center Brynjar Gudmundsson and starting left guard Thor Jozwiak, who anchor the Bulls offensive line. Starting "Stinger" linebacker C.J. Garye, starting "Bull" defensive end Zack Bullock, All-AAC punter Mattias Ciabatti, back-up quarterback Steven Bench, fullback Corian Hamilton and tight end Tye Turner all have their degrees from USF. Ciabatti graduated with better than a 3.5 grade-point average in civil engineering.

ONE OF THE AMERICAN'S BEST RECRUITING CLASSES AGAIN

For the second-straight season, the USF signing class was ranked among the best in the American Athletic Conference. Head Coach Willie Taggart received National Letters of Intent from 19 student-athletes on National Signing Day. They joined one 2015 signee who enrolled at USF in January and a four-star fall transfer that were on campus participating in the team's winter conditioning program. The Bulls had 21 total members in the class of 2015. Taggart's third USF recruiting class, second on a full cycle, was rated the second-best in The American by 247Sports, Scout and Rivals. This on the heels of the No. 1 ranked class in the conference in 2014. Twenty players in the Bulls' 2015 class earned a three-star rating from at least one recruiting service. That list does not include four-star offensive lineman Reilly Gibbons (St. Petersburg) who signed with Stanford in 2014, but announced his decision to become a Bull in the fall. He joined the USF program in January and was granted an NCAA waiver for immediate eligibility. The Bulls

SITUATIONAL RECORDS

UNDER WILLIE TAGGART	'13 & '14	2015
vs. Top-25 opponents (AP/Coaches)	0-5	0-1
vs. Top-10 opponents (AP/Coaches)		0-1
USF Scores First	2-5	1-0
Opponent Scores first	4-12	0-1
USF leads after 1st quarter	3-1	1-0
Opponent leads after 1st quarter	3-12	0-1
USF leads at half	2-2	1-0
Tied at half	1-1	0-1
Opponent leads at half	3-14	0-0
USF leads after 3rd quarter	3-2	0-0
Opponent leads after 3rd quarter	2-15	0-1
Tied after 3rd	1-0	0-0

USF OFFENSE

SCORING: Less than 17 points	2-10	0-1
SCORING: 20 or more points	3-4	1-0
SCORING: 30 or more points	2-0	1-0
TOTAL OFFENSE: 400 or more yards	2-0	1-0
TOTAL OFFENSE: 500 or more yards	0-0	1-0
TOTAL OFFENSE: Less than 300 yards	3-13	0-1
RUSHING: 200 or more yards	1-0	1-0
RUSHING: 300 or more yards	0-0	0-0
RUSHING ATT: 40 or more	2-1	1-0
PASSING: 200 or more yards	2-4	1-0
PASSING: 300 or more yards	0-2	0-0
PASSING ATT: 25 or more	4-14	0-0
1st DOWNS: at least 20	1-2	1-0
3rd DOWNS: convert 40% or more	2-5	0-0
TURNOVERS: two or less	6-12	1-1

USF DEFENSE

SCORING: allow 15 points or less	3-0	1-0
SCORING: allow 20 points or less	3-3	1-0
SCORING: allow 21 points or more	2-14	0-1
TOTAL OFFENSE: 300 yards or less	2-6	1-0
RUSHING: allow 150 yards or less	4-7	1-0
RUSHING: allow 100 yards or less	3-3	1-0
PASSING: allow 150 yards or less	2-5	0-0
PASSING: allow 100 yards or less	1-4	0-0
1st DOWNS: allow 15 or less	2-1	1-0
3rd DOWNS: convert 33% or less	2-4	1-1
TURNOVERS: two or more	2-10	1-0

TEAM COMPARISON

RUSHING YARDS: USF has more	4-2	1-0
PASSING YARDS: USF has more	3-7	1-0
TOTAL YARDS: USF has more	3-2	1-0
TURNOVERS: USF has fewer	1-4	1-0
TIME OF POSSESSION: advantage	3-7	0-0
1ST DOWNS: USF has more	3-3	1-0
PENALTIES: USF has fewer	2-4	0-1
SPECIAL TEAMS SCORE: USF scores TD	1-1	0-0

USF INDIVIDUALS

RUSHING: 100-yard rusher	3-4	1-0
PASSING: 200-yard passer	1-4	0-0
RECEIVING: 100-yard receiver	1-4	1-0
RUSH/PASS: 100-yard rusher/200-yard passer	1-1	0-0

USF LARGEST CROWDS**PLAYED IN FRONT OF**

1. 99,235	at Penn State	Sept. 3, 2005	L, 23-13
2. 90,612	at Florida	Sept. 12, 2010	L, 38-14
3. 83,524	at Florida State	Sept. 26, 2009	W, 17-7
4. 82,617	at Auburn	Sept. 8, 2007	W, 26-23 OT
5. 80,795	at Notre Dame	Sept. 3, 2011	W, 23-20
6. 78,900	at South Carolina	Sept. 18, 2004	L, 34-3
7. 78,111	at Wisconsin	Sept. 27, 2014	L, 27-10
8. 76,780	at Alabama	Aug. 30, 2003	L, 40-17
9. 74,432	at Oklahoma	Sept. 28, 2002	L, 31-14
10. 72,811	at Florida State	Sept. 12, 2015	L, 34-34
11. 70,401	at Michigan St.	Sept. 7, 2013	L, 21-6
12. 69,383	vs. Florida State	Sept. 29, 2012	L, 30-17
13. 67,012	vs. West Virginia	Sept. 28, 2007	W, 21-13
14. 66,469	vs. Miami	Nov. 28, 2009	L, 31-10
15. 65,948	vs. UCF	Oct. 13, 2007	W, 64-12
16. 63,976	vs. Cincinnati	Oct. 15, 2009	L, 34-17



THE #MACKATTACK

MARLON MACK - 2014 AAC ROOKIE OF THE YEAR

Running back Marlon Mack, from nearby Sarasota, Fla., started every game as a true freshman and emerged as the top running back in the American Athletic Conference:

2015 SEASON

- Averaging 107 yards per game and 5.7 yards per carry.
- 131 yards and 1 TD on 23 carries vs. FAMU
- 83 yards at FSU, moved into 9th on USF CAREER RUSHING CHART (1,255 yds)
- 5 career 100-yard games, tied 4th all-time at USF.

2014 SEASON

- **2014 AAC RANKINGS:** 1st in total rush yards (1,041), 1st rush yards per game (86.8), 4th in rushing TD (9).
- FOUR 100-yard games in 2014 as a freshman (most since 2009), USF was 3-1 in those games.
- 1,041 yards in 2014, 4th-best season and a USF freshman record.
- Fourth 1,000-yard season in program history, third player to accomplish the feat.
- Made a huge splash in his collegiate debut. Tied the USF single-game **school record** with 275 yards rushing (176 in the second half), and four rushing touchdowns and set the USF single-game all-purpose yards record (280).
- Set a new **American Athletic Conference rushing record**, breaking the previous record of 215 yards set by Tulane's Sherman Badie just two days prior.

welcomed five players to the roster that hail from the Bay Area, bringing Taggart's total of Bay Area recruits to 17 in the last two seasons. USF added nine players on the defensive side of the ball and 12 on offense to its roster.

TRANSFER GAINS

UCLA quarterback Asiantii Woulard, N.C. State wide receiver Marquez Valdes-Scantling and Texas linebacker Cecil Cherry are the latest of a significant haul of high level transfers to join the Bulls' program in the last two seasons. Woulard, Valdes-Scantling and Cherry are Florida natives and joined fellow Floridians in Wisconsin safety Austin Hudson and Stanford offensive lineman Reilly Gibbons as talented additions alongside Willie Taggart's 19-member 2015 recruiting class. They joined current Bulls Rodney Adams (Toledo), Jamie Byrd (TCU/Iowa), A.J. Legree (Kentucky) and Austin Aikens (Western Kentucky) as Floridians to transfer to USF as well as Georgia native Steven Bench (Penn State) to give USF 10 such transfer players on the 2015 team.

"Nearly all of the transfers we've asked to join our program are guys we knew very well. We built very strong relationships with them and their families during their high school recruiting process" - Willie Taggart

STAFF CHANGES & ADDITIONS

USF saw the addition of five new coaching staff members and the promotion of two during the offseason. The Bulls added Defensive Coordinator Tom Allen (Ole Miss), Co-Offensive Coordinator Danny Hope (Purdue), Defensive Backs Coach Alonzo Hampton (Western Kentucky), Running Backs Coach Donte Pimpleton (Kentucky Wesleyan) and Tight Ends Coach David Gilbertson (USF GA) as new members to the staff. Quarterback Coach David Reaves was promoted to co-offensive coordinator/passing game coordinator and Linebackers Coach Raymond Woodie was promoted to assistant head coach/linebackers/special teams. USF also added Director of Player Personnel Jon Haskins and Senior Offensive Consultant Joe Kinnan, a Hall of Fame Florida high school coach, to the staff.

WELCOME BACK BULLS

USF welcomed back to very popular former Bulls as part of the 2015 coaching staff. Former NFL and USF All-Big East linebacker **Stephen Nicholas** (2006) joined the Bulls' coaching staff as a defensive analyst after completing a seven-year NFL career as a linebacker for the Atlanta Falcons. He was a fourth-round NFL Draft pick by the Falcons in 2007, the second-ever Bulls' linebacker drafted, and ranks fourth on the USF career tackles chart with 326. **Lindsey Lamar**, a 2012 graduate and 2010 Big East Special Teams Player of the Year, joined the staff as a graduate assistant on offense. He set a USF season record with 903 kick return yards that season and is the career kickoff return yardage (1,816) and returns (80) leader in USF history.

TOMEY JOINS USF

Longtime college football coach Dick Tomey joined USF in February an Associate Athletic Director for Sports Administration with oversight of the football program. Tomey, who compiled 183 wins in 29 years as a collegiate head coach, ended his football coaching career in 2011 after returning to serve as special teams coach at the University of Hawaii. He began his head-coaching career at Hawaii in 1977 and went on to lead the Warriors program for 10 seasons (1977-1986), earning WAC Coach of the Year Honors in 1981. Tomey gained national prominence while leading the University of Arizona football program for 14 seasons (1987-2000), garnering seven bowl bids, a Pac-10 title and compiling a program-record 95 wins (95-64-4). Tomey earned Pac-10 Coach of the Year honors in 1992.

LOCAL FLAVOR

The USF roster is built on a bedrock of local Tampa Bay area talent. Of the Bulls 28 signees in the 2014 class ranked No. 1 in The American, 12 hailed from the Bay Area. Taggart has recruited 17 Bay Area players in the last two seasons. The Bulls have 47 players on the roster that attended high school within an hour of Tampa Bay. Overall 91 of the 109 players on the USF roster hail from the state of Florida with the next closest state being Georgia with 7.

THE WALK-ON WAY

Redshirt freshman walk-on receiver Chase Whitehead, nicknamed "Mr. Reliable" by receivers coach Ron Dugans, had a tremendous spring and a strong fall camp and is expected to earn some playing time in the Bulls' spread offense. He is the second player in his family to walk on at a Division I football program. His father, Chuck, did the same thing at Auburn as a defensive back in the late 1970s.

TAGGART RETURNS HOME

USF Head Coach Willie Taggart was able to return to his home state when he became a Bull. Taggart was a prep standout at Bradenton Manatee High School as a youngster where he guided the Hurricanes to the state 5A Championship game. He led his squad to the title game his junior year and helped the school post a 26-4 record during a two-year spa, while recording more than 3,000 yards passing and 975 yards on the ground.

TAGGART TURNAROUND

Head Coach Willie Taggart has been here before. He took over a WKU program that had lost 20-straight games and posted a 2-10 mark in his first season as head coach. The following campaign, the Hilltoppers went 7-5 to post the biggest turn-around in Sun Belt Conference history. WKU followed that up with a 7-6 mark in year three (2012) and WKU's first-ever bowl game appearance.

TAGGART AS A HEAD COACH

Taggart is in his sixth season as a head coach, and second at USF after leading Western Kentucky to the school's first-ever bowl game in 2012. Prior to joining the Bulls, he spent three seasons at Western Kentucky as the head coach, (2010-12: 16-20, 444) and 11 seasons as an assistant coach. Taggart started his coaching career in 1999 with the Hilltoppers, serving as an assistant for eight years (1999-2006: 67-31, 684) before heading to Stanford for three seasons to serve as an assistant coach under Jim Harbaugh. Following his stint on the Farm, Taggart got a chance to return to his alma mater as the head coach at WKU.

TAGGART INSTALLS CULTURE

Head Coach Willie Taggart has focused on installing a pervasive culture of accountability, achievement and unity in his USF football program built on some key tenets. The mantras "Do Something" "Blame No One" and "Make No Excuses" were installed on large banners surrounding the practice facility and throughout the football facility. Taggart's office door has a sign on it reading "The Make No Excuses Office" and the Bulls added the phrase "Find A Way" to all of their apparel for the 2014 season. Taggart added a pool table, ping-pong table and furniture to the Bulls locker room creating a space where the team congregates and interacts. Players and staff were challenged to learn the USF fight song and were called up one-by-one in front of the team during fall camp meetings to perform it with "Dawn Patrol" consequences for failure.

2015 SCHEDULE NOTES

■ USF will play six home games and six road games in 2015 and will make first-ever trips to Maryland and Navy on the year. USF will play five 2014 bowl teams on the road.

■ USF will face seven opponents that reached a bowl game in 2014, including three of the Bulls' first three opponents on the season.

■ USF has three "Big Five" conference opponents on its non-conference schedule making it one of the toughest in the nation. USF will play road games at Florida State (ACC) and Maryland (Big Ten) while Syracuse (ACC) travels to Raymond James Stadium.

■ Florida State was ranked in the top 10 and marked the second preseason Top 25 team on the Bulls' non-conference schedule in as many years. Wisconsin was a preseason Top 25 team last year. The Seminoles figure to be the highest ranked opponent USF has faced since falling, 30-17, to No. 4 ranked Florida State in Raymond James Stadium in 2012.

■ USF will be facing a Top 25 ranked non-conference opponent for the ninth-straight season dating to 2007. The Bulls went 4-4 in the previous eight games, defeating No. 13 Auburn (2007), No. 11 Kansas (2008), No. 18 Florida State (2009) and No. 16 Notre Dame (2011). FSU has the potential to be the third top 10 opponent USF will face in that span. All the previous eight have been in the top 20.

■ USF will face co-defending American Conference champions Memphis, Cincinnati and UCF in weekday, primetime games on national television. Memphis and Cincinnati both travel to Raymond James Stadium for primetime, Friday night games while the Bulls head to UCF for a Thanksgiving night, rivalry clash with the Knights on ESPN.

WINNING CLOSE GAMES

The Bulls are 6-2 in one-possession games in Head Coach Willie Taggart's two seasons, including a 4-1 mark in 2014. USF is unbeaten in American Conference games decided by a one-possession score, going 5-0 under Taggart including a 3-0 mark last season.

STRONG SCHEDULING

■ The Bulls have annually produced one of the top non-conference schedules in the nation and will continue to do so through 2024.

■ The Bulls have 18 non-conference games vs. "Big Five" conference opponents between 2013-2022.

■ The Bulls are scheduled to play 7 games vs. four Big Ten opponents over seven seasons (2013-19), including this year at Maryland on Sept. 19. USF has upcoming dates with Wisconsin (2019), Maryland (2015) and Illinois (2017 & 2018).

In 2013, USF played just its second ever game against a Big Ten foe at Michigan State, which finished 2013 ranked No. 3 in the nation.

The Bulls returned to Big Ten country again in 2014 with a road date at No. 17 Wisconsin.

■ USF will play eight games vs. ACC opponents between 2013-2022, with five of those in Raymond James Stadium. The Bulls have upcoming home-and-home series with Florida State (2015 & 2016), Syracuse (2015 & 2016) and Georgia Tech (2021 & 2022) joining the Bulls games vs. Miami in 2013 and N.C. State in 2014 at Ray Jay.

■ The Bulls also have a two-for-one series with Texas (2020, 2022 & 2024) and a home-and-home with BYU (2021 & 2022).

THREE WALK-ONS EARN SCHOLARSHIPS

Hard work has paid off for walk-ons **Daniel Awoleke**, **Mak Djulbegovic** and **Alex Salvato**, who were awarded scholarships at the end of fall camp. Awoleke (Lakeland) is a second-teamer at one of USF's defensive tackle spots. He joined the team as a walk-on defensive end in 2013 and went about building his body, adding more than 35 pounds, to become a 6-5, 285-pound defensive tackle. Djulbegovic (Tampa) has earned a starting job at right tackle after adding nearly 40 pounds since joining the team as a walk-on in 2011 while also earning three academic all-conference honors. Salvato (Lakeland) is in his second season as the team's long snapper. He saw action in all 12 games in 2014 and did not have an error while snapping for field goals, extra points and punts.

WEIGHT ROOM GAINS

Thanks to hard work in offseason conditioning, USF has seen significant strength and weight gains across the board, especially at key positions. Starting "Bull" defensive end/linebacker Zack Bullock got ready for his new position by adding 12 pounds to get up to 245. Other size gains on defense include LB Josh Black (247, +15), DT Bruce Hector (295, +11) and DT Daniel Awoleke (283, +11). Notable size gains on offense include starting center Brynjar Gudmundsson (300, +7), starting RT Mak Djulbegovic (296, +8), starting slot WR Chris Barr (175, +10), starting WR Ryeshene Bronson (200, +8) and WR Tyre McCants (210, +9).

USF's new up-tempo offense required players to get into top shape for rapid plays. Starting QB Quinton Flowers shed 7 pounds to get down to 210. Other notable players who trimmed down are starting LG Thor Jozwiak (318, -5) and RB D'Ernest Johnson (206, -6).



THE PROPOSAL

Senior 6-4, 318-pound guard Thor Jozwiak is just a teddy bear at heart. The outgoing lineman got engaged over the summer using 20,000 rose pedals to create a path to the beach for his fiancée, Samantha Visser. After orchestrating an elaborate scheme to get Visser and her mother to the beach for the surprise, Jozwiak got down on one knee to pop the question. The pair have set a wedding date of February 20. Visser is a USF graduate and is working as a nurse in the neonatal unit at All Children's Hospital in St. Petersburg. The man Jozwiak lines up next to on the Bulls' offensive line will serve as a groomsman. Senior center Brynjar Gudmundsson and Jozwiak were roommates for four years at USF.



HEAD COACH WILLIE TAGGART

3rd Season at USF (7-19)

6th Season Overall (23-39)

Western Kentucky, 1998

1 OF 11

Willie Taggart is one of 11 African American FBS head coaches in college football this season and Taggart is one of three such coaches in The American. Joining Taggart on the list are James Franklin (Penn State); Darrell Hazell (Purdue); Curtis Johnson (Tulane); Mike London (Virginia); Derek Mason (Vanderbilt); Ruffin McNeill (East Carolina); Trent Miles (Georgia State); David Shaw (Stanford); Charlie Strong (Texas) and Kevin Sumlin (Texas A&M).

#DOSOMETHING

Willie Taggart coined the phrase "Do Something" for his team when he arrived on the USF campus and the avid twitter user (@CoachTaggart w/12.4K+ followers) has made it a popular hashtag among USF students. The phrase has become a mantra throughout the USF Athletic Department with athletes from many of the school's 19 varsity sports repeating the phrase to Taggart when they see him in the Lee Roy Selmon Center, which houses the department's coaches and athletes. Taggart even had a parking bumper created for his spot outside the football facility with "#DoSomething" painted on it.

TAGGART FILE

EDUCATION

- B.S. in social sciences, Western Kentucky (1998)

FOOTBALL COACHING EXPERIENCE

- 2013-present: Head Coach, USF
- 2010-12: Head Coach, Western Kentucky
- 2007-09: Running Backs, Stanford
- 2003-06: Asst. Head Coach/Quarterbacks, Western Kentucky
- 2001-02: Co-Offensive Coordinator/Quarterbacks, Western Kentucky
- 2000: Quarterbacks, Western Kentucky
- 1999: Wide Receivers, Western Kentucky

FOOTBALL PLAYING EXPERIENCE

- 1994-98: Four-year letterwinner, quarterback, Western Kentucky

POSTSEASON/BOWL GAMES

- 2012 Little Caesars Pizza Bowl (Central Michigan 24, WKU, 21)
- 2009 Sun Bowl (Oklahoma 31, Stanford 27)
- 2004 NCAA Division I-AA Playoffs (Lost at Sam Houston St., 54-24)
- 2003 NCAA Division I-AA Playoffs (Def. Jacksonville St., 45-7; lost at Wofford, 34-17)
- 2002 NCAA Division I-AA Champions (Def. Murray St., 59-20; def. W. Illinois, 28-21; def. Georgia Southern, 31-28; def. McNeese St, 34-14)
- 2001 NCAA Division I-AA Playoffs (Lost at Furman, 20-24)
- 2000 NCAA Division I-AA Playoffs (Def. FAMU, 27-0; lost to Appalachian State, 14-17)

PERSONAL

- Born Aug. 27, 1976
- Wife, Taneisha
- Sons: Willie, Jr., Jackson; daughter: Morgan

TAGGART AT A GLANCE

- ▶ Hired Dec. 9, 2012, 3rd head coach in USF history.
- ▶ Tampa Bay area native born in Bradenton, Fla. in 1976. The youngest of six kids, his parents, John & Gloria, worked the fields in Palmetto, Fla. picking vegetables.
- ▶ An all-state QB at Bradenton Manatee HS, led Hurricanes to back-to-back state title games and state championship as a junior.
- ▶ Recruited to Western Kentucky by Jim Harbaugh where he played for Jim's dad, Jack Harbaugh.
- ▶ Remains very close to the Harbaugh family and Harbaugh brothers, Jim & John. Jim was the best man in Taggart's wedding. John visited USF practice in August.
- ▶ 4-year QB starter at WKU where he set 11 school records and posted an NCAA DI record for rushing for a quarterback (3,997). A 1998 All-American and I-AA Independent Offensive Player of the Year. His No. 1 jersey was retired at WKU.
- ▶ Led WKU to a victory at USF in 1998, rushing for 206 yards and scoring three TDs, including the winning TD in fourth quarter.
- ▶ Has picture in his office of himself being tackled by four USF players from his WKU playing days.
- ▶ Helped lead WKU to I-AA national title as co-offensive coordinator in 2002.
- ▶ Assistant coach for three seasons at Stanford (2007-09) under head coach Jim Harbaugh. Helped team go from 1-11 the season before he arrived to No. 14 ranking and first bowl game since 2001 in the 2009 season.
- ▶ As running backs coach at Stanford, guided Toby Gerhart to Doak Walker Award and runner-up Heisman Trophy finish while posting Stanford record 1,736 rushing yards and 26 TDs in 2009.
- ▶ Helped Stanford lead the Pac-10 in total offense (441.4 ypg) and rank 11th in the nation in rushing (224.3 ypg) in 2009.
- ▶ Took over WKU program that had lost last 20 games. Losing skid extended to 26 games in his first season before turning the program around and posting back-to-back winning seasons and program's first-ever bowl appearance in 2012.

TAGGART RECORD AS HEAD COACH

SEASON	W	L	PCT.	NOTES
2010 (WKU)	2	10	16.6	First year as Head Coach
2011 (WKU)	7	5	58.3	Biggest turnaround in Sun Belt Conference history
2012 (WKU)	7	6	53.8	2012 Little Caesars Bowl
2013 (USF)	2	10	20.0	
2014 (USF)	4	8	33.3	
2015 (USF)	1	1		
TOTALS	23	39		

YOUNGEST COACHES IN FBS & AMERICAN CONFERENCE

At 39, Willie Taggart (8/27/1976) is the youngest head coach in the American Athletic Conference, turning 39 a month after Memphis' Justin Fuente, and the sixth-youngest FBS head coach, behind Bryan Harsin (38, Boise State), Kliff Kingsbury (36, Texas Tech), Neal Brown (35, Troy), Matt Campbell (35, Toledo) and P.J. Fleck (34, Western Michigan).

HEAD COACHES AGES IN THE AMERICAN ATHLETIC CONFERENCE

Name	School	Age
Willie Taggart	USF	39
Justin Fuente	Memphis	39
Tom Herman	Houston	40
Matt Rhule	Temple	40
Bob Diaco	UConn	42
Philip Montgomery	Tulsa	43
Chad Morris	SMU	46
Tommy Tuberville	Cincinnati	60
Ken Niumatalolo	Navy	50
Curtis Johnson	Tulane	53
Ruffin McNeill	East Carolina	56
George O'Leary	UCF	69



AP POLL preseason

RK	TEAM	RECORD	PTS	TREND
1	Ohio State(61)	1-0	1525	—
2	Alabama	1-0	1420	1
3	TCU	1-0	1365	1
4	Baylor	1-0	1252	—
5	Michigan State	1-0	1198	—
6	Auburn	1-0	1166	—
7	Oregon	1-0	1081	—
8	USC	1-0	1074	—
9	Notre Dame	1-0	1061	2
10	Georgia	1-0	981	1
11	Florida State	1-0	942	1
12	Clemson	1-0	862	—
13	UCLA	1-0	833	—
14	LSU	0-0	653	—
15	Georgia Tech	1-0	636	1
16	Texas A&M	1-0	629	—
17	Ole Miss	1-0	600	—
18	Arkansas	1-0	480	—
19	Oklahoma	1-0	469	—
20	Boise State	1-0	279	3
21	Missouri	1-0	274	3
22	Arizona	1-0	259	—
23	Tennessee	1-0	169	2
24	Utah	1-0	137	—
25	Mississippi State	1-0	104	—

USA TODAY POLL

RK	TEAM	RECORD	PTS	TREND
1	Ohio State(63)	1-0	1599	—
2	Alabama(1)	1-0	1485	1
3	TCU	1-0	1464	1
4	Baylor	1-0	1349	—
5	Oregon	1-0	1279	—
6	Michigan State	1-0	1252	—
7	Auburn	1-0	1190	—
8	Florida State	1-0	1090	—
9	Georgia	1-0	1075	—
10	USC	1-0	1035	—
11	Notre Dame	1-0	994	—
12	Clemson	1-0	870	—
13	UCLA	1-0	801	1
14	Ole Miss	1-0	735	1
15	LSU	0-0	734	2
16	Georgia Tech	1-0	651	1
17	Oklahoma	1-0	541	2
18	Arkansas	1-0	495	2
19	Texas A&M	1-0	418	—
20	Arizona	1-0	336	2
21	Missouri	1-0	301	2
22	Boise State	1-0	277	2
23	Tennessee	1-0	212	2
24	Wisconsin	0-1	108	6
25	Utah	1-0	106	—

THE HERD

USF Student Government recently passed a resolution to officially rename the USF student section The Herd. USF's student section numbers more than 12,000 students, making it the largest in the American Athletic Conference and among the largest in the nation.



FOR THE RECORD: HOME; ROAD; CONFERENCE; NON-CONFERENCE MARKS

HOME COOKIN'

■ USF has posted a 78-40 (.661) record in home games since the program started in 1997, 68-33 in Raymond James Stadium. USF played its home schedule in 1997 and the first two games of the '98 season in Tampa Stadium, going 6-3, moving to Raymond James for the Citadel game in '98.

■ USF has notched a winning home record in 13 of its 18 seasons. It's gone undefeated three times (2002, '01 and '00) and suffered just one loss five times (2007, '06, '05, 1999 and '98).

■ The Bulls five seasons with a losing home record were in 2014 (2-5); 2013 (1-5); 2012 (2-4), 2011 (3-4) and 2004 (2-4).

ON THE ROAD

■ USF has posted a 38-54 record in true road games during the program's 18-year history.

■ The Bulls have had four seasons with winning road records (2010, '07, '03 and '02) and four where they finished at .500 (2009, '08, '06 and 1998).

■ In the first five seasons of program history, the Bulls were 6-15 (.286) in road games, but in the 10 seasons since then, USF has gone 31-34, including seven of 10 seasons at .500 or better.

■ USF is 18-27 in conference road games. The most wins in a season is three.

CONFERENCE COMPETITION

After spending the first six seasons of program history as an independent, USF joined Conference USA in 2003, and then, moved to the BIG EAST in 2005. Realignment mopped the BIG EAST into the American Athletic Conference in 2013.

■ Overall, USF is 36-53 in its 13th year as a conference member. The Bulls were 8-8 (.500) over their two-year span with C-USA and went 22-34 (.392) in eight seasons in the BIG EAST.

■ First-year Head Coach Willie Taggart made history in his last conference as his one-year turnaround from 2-10 in 2010 to 7-5 in 2011 was the single-best turnaround in Sun Belt history.

■ Most wins in a season is five, posted in 2003.

■ USF is 7-5 in conference openers, having won the last two.

NON-CONFERENCE RECORD

USF has gone 34-19 in regular-season, non-conference games during their 11 seasons as a conference member.

■ The Bulls are 2-8 since joining The American.

■ During their time in the BIG EAST (2005-2012), USF went 30-9 (.769) in regular-season, non-conference matchups.

■ Since 2007, the Bulls have wins at Notre Dame (2011), vs. Miami (2010), at Florida State (2009), at N.C. State (2008), vs. No. 10 Kansas (2008), at Auburn (2007) and vs. North Carolina (2007).

■ USF posted a 3-3 (.500) record in non-conference games in two seasons of Conference USA play.

VS. RANKED TEAMS

■ **UNDER TAGGART:** 0-6: The Bulls faced three Top 25 ranked teams in 2013: falling to No. 15 Miami (49-21) and No. 18/16 Louisville (34-3) and at No. 17/19 UCF (23-20). In 2014: USF fell at No. 19 Wisconsin (27-10) and to No. 19 ECU (28-17).

■ **OVERALL RECORD:** USF is 9-20 all-time vs. FBS ranked teams since joining the FBS in 2000. The Bulls are 13-25 overall when playing ranked foes, including a 4-5 record vs. I-AA (FCS) teams from 1997-2000.

■ **LAST WIN:** The Bulls last downed a ranked team on Sept. 3, 2011 with a 23-20 victory at No. 16/18 Notre Dame, and have lost their last four meetings with ranked foes.

■ **AT HOME:** USF is 5-10 at home vs. FBS ranked teams, last posting a win with a 30-19 victory over No. 20 West Virginia on Oct. 30, 2009.

■ **ON THE ROAD:** USF is 4-10 on the road vs. FBS ranked teams, last posting a win with a 23-20 victory at No. 16/18 Notre Dame on Sept. 3, 2011.

BULLS IN THE NFL

USF had 10 former Bulls on active NFL rosters as of Sept. 13

Player (Yrs at USF)	Team (Yrs with Team)
Nate Allen (2006-10)	Oakland Raiders (2015)
Sam Barrington (2009-12)	Green Bay Packers (2013-15)
B.J. Daniels (2009-12)	Seattle Seahawks (2013-15)
Mike Jenkins (2004-07)	Tampa Bay Buccaneers (2014-15)
Aaron Lynch (2013)	San Francisco 49ers (2014-15)
Terrell McClain (2007-10)	Dallas Cowboys (2014-15)
George Selvie (2006-09)	N.Y. Giants (2015)
Kayvon Webster (2009-12)	Denver Broncos (2013-15)
Jeremiah Warren (2008-11)	Tampa Bay Buccaneers (2015)
Darrell Williams (2011-14)	St. Louis Rams (2015)
Practice Squad Players	
Carlton Mitchell (2007-09)	Atlanta Falcons (2015)
Reserve/Injured	
Reshard Cliett (2011-14)	Houston Texas (2015)
Mike McFarland (2011-14)	Houston Texans (2015)
Reserve/Franchise	
Jason Pierre-Paul (2009)	N.Y. Giants (2010-15)

NOTE-A-BULLS

- Sam Barrington started at linebacker and posted a tackle in Green Bay's 31-23 win at Chicago.
- Terrell McClain made two tackles in Dallas' 27-26 comeback win over the Giants on Sunday Night Football.
- George Selvie totaled three tackles in the Giants' 27-26 loss at Dallas.
- Nate Allen started in his 75th NFL game and made a tackle in Oakland's 33-13 loss to Cincinnati.



USF STUDENTS BRING THE NOISE TO RAY JAY

- USF boasts one of the largest student sections in the country and the largest in the American Athletic Conference with 12,501 seats permanently allocated to students and the ability to place as many as 16,000+ in the stadium.
- USF students occupy the north endzone at Raymond James Stadium just below the iconic Buccaneers pirate ship.
- **The Beef Studs** are the most passionate student supporters who regularly occupy the first row and paint their bodies green and gold while donning bull horns.
- USF implemented several new student initiatives under Director of Athletics Mark Harlan to reach out to USF Students. They can take advantage of the following:
 - A "Cool Zone" on patio above student section.
 - Discounted student parking (\$5) and a reserved lot for student tailgating
 - Bulls Blitz busses that provide free transportation from campus to the stadium.
 - A game week pep rally with the entire team, band, cheerleaders and Rocky held Fridays at noon at the Marshall Student Center on campus known as Marshall Mayhem.
 - A preseason event with Coach Taggart and the team called "The Huddle" in which students huddle with players and get a pep talk from the coach before enjoying tailgate food.
- USF drew nearly 6,500 students to their 2014 season opener vs. Western Carolina on August 30.

BULLS BY STATE

- FLORIDA:** 91
- GEORGIA:** 7
- ALABAMA:** 2
- ILLINOIS:** 1
- MISSISSIPPI:** 1
- OHIO:** 1

FLORIDA BULLS


- BAY AREA:** 41
- MIAMI/FT. LAUDERDALE:** 10
- ORLANDO/KISSIMMEE:** 5
- IMMOKALEE:** 4
- JACKSONVILLE:** 3

BULLS BY CLASS

- TRUE FRESHMEN:** 31
- REDSHIRT FRESHMEN:** 18
- SOPHOMORES:** 20
- JUNIORS:** 21
- SENIORS:** 18
- TRUE & REDSHIRT FRESHMEN:** 49
- UNDERCLASSMEN:** 69
- UPPERCLASSMEN:** 39

PLAYERS TO WATCH: SPECIAL TEAMS

P
49



MATTIAS CIABATTI • 6-0 • 189 • GR • CAPTAIN


ALL-AMERICA CANDIDATE • RAY GUY AWARD WATCH LIST

- On pace to set USF records for career punting average and yardage
- 154 career punts for 42.5 avg
- Second in AAC, 15th in FBS at 45.5 yards per punt

2014 SEASON

- **First Team All-American Conference Punter (2014)**
- **10th in the NCAA**/1st in conf. with 44.4 yards per punt average in 2014
- Set USF season record for punting average in 2014
- Led AAC with 22 punts inside the 20 and 18 of 50+ yards in 2014
- Punted in every game the last three seasons,
- 41 career punts inside the 20, 33 over 50+ yards
- Civil Engineering graduate with over 3.5 GPA
- A four-handicapper in golf


S
13
PR



TAJEE FULLWOOD • 6-2 195 • SO

- 46-yard punt return at FSU, longest for USF in three seasons
- 13.4 average ranks 2nd in AAC, 26th in FBS
- 6 tackles on the season
- Tampa native (Tampa Bay Tech HS)

K
35



EMILIO NADELMAN • 5-6 • 173 • SO

- Made first-career field goal (22 yds) vs. FAMU
- Comfortable out to 55 yards in practice.
- Miami Native, Miami Central HS teammate of Deatrick Nichols & Michael Smith



USF POSTS RECORD GRADUATION SUCCESS RATE

USF posted another program record in the classroom when the NCAA announced Graduation Success Rates (GSR) for all Division I institutions. USF posted a department record 83 percent Graduation Success Rate for scholarship student athletes over a six-year period starting with freshmen that entered college in 2007. The 83 percent GSR represented a six percent increase over last year's announced rate.

- USF has seen its overall program GSR rise in each of the last five years and now exceed the national average for Football Bowl Subdivision schools, which stands at 75 percent.

- Seven USF Athletics programs exceeded or matched a program record high in GSR during the latest period.

- USF's Graduation Success Rates for African-American student-athletes of 75 percent and Hispanic student-athletes of 86 percent were well above the national averages of 68 percent and 79 percent, respectively.

- The football program saw its GSR rise to a program-high 69 percent, an increase of 12 percent over the previous year and the fifth straight year in with improvement.

- The football team posted an APR score of 970 in 2015 to rank third in The American and third among 11 collegiate football programs in the state of Florida.

- In 2014, Taggart's Bulls recorded the program's best APR score since reporting began and marked an improvement of 64 points since the 2007-08 season.


- USF Football logged a record number of 23 academic all-conference honorees in 2013 and 2014, marking the seven straight seasons in which the Bulls increased their number of honorees.



THE USF FOOTBALL PROGRAM

The USF program is in its 19th season and began in 1997, playing on the FCS level until joining the FBS in 2000.

- The Bulls have had three head coaches in 18 seasons.
- USF's winning percentage of .630 (76-43) from 2000-09 ranked 26th nationally over that time span.
- The Bulls reached as high as the No. 2 ranking in 2007.
- USF has played in six bowl games and won four.
- Claimed victories in Tampa over Louisville, West Virginia, Pittsburgh, Kansas and North Carolina among others.
- USF has claimed road or neutral site wins over Florida State, Auburn, Clemson, Notre Dame, Miami, Louisville, N.C. State, West Virginia and TCU among others.
- USF has had 14 first-team All-Conference selections including 1 Defensive Player of the Year, 2 Special Teams Players of the Year and 1 Rookie of the Year in the Big East.
- USF has had five players selected a first team All-American a total of six times.
- 10 USF players have been part of a Super Bowl team and eight have been part of the winning team.
- Two former Bulls (Jason Pierre-Paul and Mike Jenkins) have reached the NFL Pro Bowl.



RAYMOND JAMES STADIUM: HOME OF BULLS & BUGS

TOP USF SEASON AVERAGE ATTENDANCE

RANK	AVERAGE	YEAR	GAMES	ATTENDANCE
1.	53,170	2007	6	319,019
2.	52,553	2009	6	315,319

TOP USF GAME CROWDS


RANK	ATTENDANCE	OPPONENT	DATE	WINNER	SCORE
1.	69,383	Florida St.	9/29/2012	FSU	L, 30-17
2.	67,012	West Virginia	9/28/2007	USF	W, 21-13
3.	66,469	Miami	11/28/2009	UM	L, 31-10
4.	65,948	UCF	10/13/2007	USF	W, 64-12
5.	63,976	Cincinnati	10/15/2009	UC	L, 34-17

- The USF program is one of a few in college football that plays in an NFL Stadium, opened on September 20, 1998.
- Raymond James Stadium is home to the NFL's Tampa Bay Buccaneers and has hosted two Super Bowls: Super Bowl XXXV in 2001 between the Ravens and Giants and Super Bowl XLIII in 2009 between the Steelers and Cardinals.
- October 9, 2009, U2's 360° Tour drew the largest stadium crowd ever with more than 72,000 people in attendance.
- Will be the site of the 2017 College Football Championship game, also home of the Outback Bowl.

SCOUT American Conference

2015 Recruiting Class Rankings


Rank	Total Players	3-Stars	Points
1. Cincinnati	27	17	1545
2. USF	21	16	1157
3. UCF	18	11	1043
4. SMU	22	8	975
5. Houston	19	8	833
6. Memphis	30	6	810
7. Temple	20	6	716
8. East Carolina	17	8	671
9. Navy	64	5	635
10. Tulsa	20	4	635
11. Tulane	19	4	555
12. Connecticut	22	1	462




WELCOME TO THE SUNCOAST NOTING TAMPA, FLA. & THE BAY AREA

- The city of Tampa has a population of around 400,000. The greater Tampa Bay area has a population of more than 4 million and is growing by nearly 100,000 residents per year. **It is the 13th largest TV market in the United States.**
- Tampa ranks as fifth-most popular American city (where people want to live) according to a Pew Research Center study.
- Tampa ranked as the 5th best outdoor city by Forbes. Average highs range 70 to 90 °F year round, and lows 52 to 76 °F.
- Nicknames: Cigar City & The Big Guava
- The city of Tampa operates over 207 parks and beaches within city limits and in the surrounding area.
- An average of 361 days of sunshine each year create an ideal setting for many of the world's top-rated beaches.

PLAYERS TO WATCH: DEFENSE

LB
(stinger)57
BAY AREA
NATIVE**NIGEL HARRIS • 6-0 • 220 • JR**


- LED THE NATION with SIX forced fumbles in 2014, a USF season record
- Led team with 10.5 tackles for loss in 2014
- 2nd on team with 77 tackles, led USF with 11 tackles at Cincinnati
- 9 tackles, two FR, 1 FF, 1 sack vs. Maryland - AAC DEFENSIVE POW
- 112 career tackles and 7 forced fumbles in first two seasons.

MLB
43BAY AREA
NATIVE**AUGGIE SANCHEZ • 6-2 • 241 • SO**


- Led team with 10 tackles in season-opener vs. FAMU
- Fourth on team with 65 tackles in 2014, started all 12 games.
- Career-high 11 tackles at Tulsa (2014)
- 19-yard fumble return for a TD vs. Maryland, also had INT in the game (2014)
- QB of defense, calling all alignments and audibles

LB
(stinger)

51

**TASHON WHITEHURST • 6-3 • 220 • SR**


- Led the team with 19 tackles, an INT and a sack in Spring Game
- Career-best 49 tackles, 5.0 TFL in 2014
- 70 career tackles in 32 games played, 5 career starts

FS
20**DEVIN ABRAHAM • 5-9 • 182 • SO**

- Sharp football mind, quarterback of the secondary
- Played in 12 games with six starts in 2014
- Posted 34 tackles (23 solo), season-high six at Cincinnati
- Son of former Tampa Bay Buccaneer cornerback Donnie Abraham

S
(husky)2
BAY AREA
NATIVE**JAMIE BYRD • 5-11 • 184 • SR**


- Seven tackles and 0.5 TFL at Florida State
- Led USF with 95 tackles, 10th in AAC (5th among DB's)
- Led team in tackles 6 times in 2014, Highs: WCU (11), Wisc (14), HOU (14)
- **Ranked 20th in the NCAA with 5.9 solo tackles per game in 2014**
- Nicknamed "Angry Byrd" after the popular game for his ferocious hits

SS
(rover)36
BAY AREA
NATIVE**NATE GODWIN • 5-10 • 202 • JR**

- Led team with nine tackles (6 solo) at Florida State
- His 134 career tackles to lead all USF defenders
- 3rd on team with 72 tackles, 53 solo, in 2014
- Played in every games in his three years on campus, 18 starts

CB
3**DEATRICK NICHOLS • 5-10 • 186 • SO**

- Saw action in all 12 games in 2014 as a true freshman
- Made first career start in win at SMU
- Won three state championships at Miami Central HS

CB
6**LAMAR ROBBINS • 6-2 • 200 • JR**

- Started five of the final six games in 2014
- Returned an interception 46 yards for a TD vs. N.C. State (2014)
- Played in 23 games his first two seasons

CB
24**JOHNNY WARD • 6-0 • 178 • JR**

- Tied for team lead with two interceptions to go with 36 tackles in 2014
- Recorded seven tackles, one interception vs. ECU
- Part of two turnovers vs. Maryland (1 INT, 1 FR).

DE
9**DEMETRIUS HILL • 6-3 • 270 • SR**

- Second on team with 3.5 TFL on year
- Posted career-best 3.0 TFL in season-opener vs. FAMU
- Saw action in 11 games in 2014, posted 5.0 TFL and 2.0 sacks
- Ranked as No. 4 junior college defensive end by JCGridiron.com

DE
91**ERIC LEE • 6-3 • 258 • SR - CAPTAIN**

- Expected to emerge as a force in new 4-2-5 alignment in his senior season
- Added 15 pounds of muscle in off-season
- 28 tackles, 6.0 TFL in 2014, second in TFL among USF returners
- 9.0 career TFL in 36 career games

DT
10**DEADRIN SENAT • 6-1 • 300 • SO**

- Career high eight tackles, 1 TFL at Florida State
- 18 tackles, 0.5 TFL in 2014
- Started two games in 2014, his first season on the field
- One of the strongest players in the weight room

DEFENSIVE NOTES

ALLEN LEADS THE D

Tom Allen was named the Bulls defensive coordinator in December of 2014 and brought 23 years of coaching experience to USF. He previously coached in the Bay Area early in his coaching career, serving as head coach at Temple Heights HS (1992-94) and as defensive coordinator at Armwood HS (1995-96). Allen spent the previous three seasons at Ole Miss, where he served as linebackers coach and special teams coordinator and helped the Rebels rise to the No. 3 ranking in the Associated Press poll in 2014 and spend nine weeks in the top 10. The 2014 Ole Miss defense led the nation in scoring defense, giving up just 13.8 ppg and allowing a national low of 18 touchdowns. The Rebel defense led the SEC in five categories and ranked in the top 20 nationally in 11. Alonzo Hampton also joined the program in January as secondary coach. Hampton previously served as defensive backs coach under Head Coach Willie Taggart during his final two seasons leading Western Kentucky (2011-12) and was part of the Hilltoppers' historic turn-around and the program's first-ever bowl appearance.

MOVE TO 4-2-5

With Allen's appointment to DC, the Bulls shifted to a 4-2-5 set on defense that will accentuate the program's strength in secondary players and match the plethora of spread offenses now populating the American Conference. The aggressive defense dominated the Spring Game, including a 19-tackle day from senior linebacker Tashon Whitehurst playing the new "Stinger" position. The defense also uses a new "Bull" position, moving a smaller, quicker linebacker to the d-line as a pass rusher, and a "Husky" position which brings a free safety closer to the line in a hybrid linebacker position.

HARRIS A BALL HAWK

Nigel Harris returns after a break-out sophomore campaign that saw him LEAD the nation with six forced fumbles and lead USF with 10.5 tackles for loss while finishing second on the team with 77 tackles. The Tampa native also recovered two fumbles and had two sacks. He enters his junior season with seven career forced fumbles, already good for second all-time at USF. He will move to the "Stinger" position in the Bulls' new defensive alignment, allowing him more freedom to roam and attack opposing offenses.

ANGRY BYRD MOVES TO HUSKY

Junior college transfer Jamie Byrd led the Bulls with 95 tackles in 2014 and added a team-high tying two interceptions while earning the nickname "Angry Byrd," after the popular game, for his ferocious hits. Byrd figures to log even more of those hits in 2015 as he moves closer to the line of scrimmage in the new "Husky" position in the Bulls' 4-2-5 defense. That position will see him lining up much of the time in the box and providing frequent run support and blitzes.

HAND IN THE DIRT

The new "Bull" position in the 4-2-5 has seen many of USF's linebackers working with the defensive line and lining up with their hands in the dirt. Among the new hybrid linebackers expected to provide the Bulls with a mobile edge rusher are sophomore Josh Black, who saw action in the last five game of 2014 and made one start, senior Zack Bullock, and redshirt freshmen Vincent Jackson and Juwuan Brown.

SECONDARY GOES PRIMARY

The move to the 4-2-5 will emphasize a position of depth and strength for the Bulls that sees the return of seven players that started a game in 2014, two of the Bulls' top three tacklers (S Nate Godwin joining S Jamie Byrd) and the addition of five talented defensive backs in the 2015 signing class.

PLAYERS TO WATCH: OFFENSE



MARLON MACK • 6-0 • 195 • SO
ALL-AMERICA, MAXWELL & DOAK WALKER AWARD CANDIDATE
2014 AMERICAN CONFERENCE ROOKIE OF THE YEAR/ 1st TEAM AAC

- 131 yards vs. FAMU - 5th career 100-yard game
- 9th on USF Career Rushing Chart with 1,255 yards
- 1,041 yards set USF freshman record, 3rd best all-time in a season
- Led AAC with 86.8 ypg, third with 9 rushing TDs in 2014
- 1 of 3 freshmen to lead a conference in rushing in 2014
- Set school & AAC record with 275 yards rushing in debut vs. WCU

#MACKATTACK


HB
31



DARIUS TICE • 5-10 • 211 • JR

- Career-high 77 yards and 1 TD vs. FAMU
- Called "The MVP of spring practice" by Coach Taggart
- Posted 75 carries for 245 yards in his first two seasons
- A second-team 6A All-State selection, 1,210 yards and 20 TDs


RB
32



D'ERNEST JOHNSON • 5-10 • 208 • SO

- Set USF RB season records for rec yards & TD catches in first two games.
- Caught 2 TD passes (1 & 71 yds) at Florida State, 5 catches for 89 yards
- Caught 2 TD passes (22 & 45 yds) vs. FAMU, career high 67 yds receiving
- Saw action in all 12 games as a true freshman in 2014


QB
9



QUINTON FLOWERS • 6-0 • 217 • SO

- Passed for 2TD (22 & 45 yds) and ran for 1 TD (29 yds) vs. FAMU
- First career start at SMU (2014), 106 yds passing, 33 rushing
- A four-star recruit out of Miami Jackson HS.
- Passed for more than 6,000 and ran for more than 2,000 in HS

SLOT
87
BAY AREA
NATIVE



RODNEY ADAMS • 6-1 • 190 • JR

- One of the fastest Bulls, deep threat in passing game.
- Third on the team with 23 receptions, 2nd with 323 yards, 2 TDs in 2014
- 67-yard TD reception at Cincinnati, 30-yard TD in win vs. UConn
- Five carries for 53 yards and a TD

WR (Z)
6



A.J. LEGREE • 6-1 • 194 • JR

- Transfer from Kentucky, sat out 2014
- 24 games played at Kentucky
- 19 receptions for 210 yards at Kentucky
- 1st team Class 3A All-State (Fla.), state champion high jumper


WR (X)
81



RYESHENE BRONSON • 6-3 • 192 • SO

- Caught 10 passes for 85 yards and 1 TD as a freshman in 2014
- Had a 75-yard TD catch vs. N.C. State
- A Semper Fidelis All-American game selection
- ESPN 4-star recruit


SLOT
1



CHRIS BARR • 5-10 • 175 • FR

- 24-yard catch at Florida State
- One of the fastest Bulls
- 3-star recruit, 28 TD and more than 2,000 yards in HS
- Led HS team to 3A State title


TE (Y)
12



SEAN PRICE • 6-3 • 250 • SR - CAPTAIN
MACKAY AWARD WATCH LIST

- 58 career receptions & 601 career receiving yards lead USF returners
- Had 21 receptions in each of his first two seasons
- Needs five catches & 174 yards for USF tight end records


TE (Y)
85



ELKANAH DILLON • 6-5 • 245 • RFR

- Set **USF RECORD** for TE w/ 126 yards on 4 catches & 62-yard TD vs. FAMU
- Three catches for 62 yards, including a 49-yard long, in Spring Game.
- Showed athleticism, speed and solid hands throughout the spring
- Posted 45 receptions for 596 yards and six touchdowns as a HS senior


LG
64



THOR JOZWIAK • 6-4 • 321 • GR

- Started eight games in 2014, 13 career starts
- Missed four games in 2014 with an injury
- Sidelined in 2013 due to a heart condition
- Graduated in December 2014 (Communications)

RG
66



BRYNJAR GUDMUNDSSON • 6-4 • 305 • GR

- Started all 12 games in 2014 at guard and tackle
- Started every game last three seasons, most experienced returning OL
- Among team leaders in snaps taken last two seasons
- Graduated in December 2014 (Communications)

OFFENSIVE NOTES

OFFENSIVE COACHING CHANGES

Willie Taggart brought on board Co-Offensive Coordinator/ Offensive Line Coach Danny Hope in December. A Gainesville, Fla., native and former head coach at Purdue, Hope has strong ties to Florida having also coached under legendary Florida high school coach Joe Kinnan at Manatee HS. Hope also was an assistant Howard Schnellenberger at Miami and under Joe Tiller at Purdue when Tiller brought the spread offense to the Big Ten. Taggart also added Kinnan to the Bulls' staff as a senior offensive consultant. Kinnan coached Taggart as an all-state quarterback at Manatee HS and the two claimed a Florida state title in the early 1990's. Kinnan, who coached in the collegiate ranks before taking over the Manatee program, has consulted such coaches as Nebraska's Tom Osborne and Auburn's Gus Malzahn on offensive philosophy during his career.

BULLS GO UP-TEMPO/SPREAD

USF moved to a no-huddle, up-tempo offensive philosophy during the spring with a stated goal of snapping the ball with 15 seconds remaining on the play clock. The up-tempo philosophy was infused on both sides of the ball and throughout practice as the Bulls were paced through crisp and fast workouts lasting around 1:45 and managed to run twice as many offensive plays during that period as they had in the past. USF will also incorporate many more spread elements and read-option runs into its offense in 2015 while maintaining a desire to power run the football.

RETURN OF THE MACK

Sophomore Marlon Mack returns after leading The American in rushing in 2014 and posting just the fourth 1,000-yard season (1,041) in USF history. He had four 100-yard games and five touchdown runs of 54 yards or longer on the year, while also displaying pass catching skills with 21 receptions. One of three freshmen to lead a conference in rushing last year, Mack posted an AAC and USF game record of 275 yards rushing and four touchdowns in his collegiate debut.

QB COMPETITION

The Bulls entered the spring with an open quarterback competition between three players that started games in 2014. While no starter was named at the conclusion of the spring, the competition was narrowed to senior Steven Bench (three starts) and sophomore Quinton Flowers (one start) who both emerged as adept at running the read-option and getting the ball out quickly to spread receivers in the spring. Junior Mike White, who started 10 games in 2014, elected to transfer following the conclusion of spring practice.

O-LINE MAKEOVER

Junior guard Brynjar Gudmundsson returns as the Bulls' most experienced offensive lineman with 24 career starts. Fellow senior Thor Jozwiak bring 13 career starts into 2015, but missed the entire spring after undergoing shoulder surgery. USF will look to replace three senior starters on the line that had all logged 29 career starts or more, the most significant of which may be three-year starter and two-time Rimington Trophy candidate Austin Reiter at center. Among those looking to step into those shoes on the o-line is 6-4, 290-pound junior tackle Kofi Amichia, and 6-5, 296-pound tackle Mak Djulbegovic.

INFLUX OF PERIMETER SPEED

The Bulls' top ranked American Conference recruiting class was full of speed players on the perimeter that are expected to have an impact in the spread offense and on special teams. Freshmen slot receivers Chris Barr, Deangelo Antoine and Jordan Reed are expected to make an immediate impact on the offense and return game.

ALPHABETICAL

2015 USF FOOTBALL NUMERICAL ROSTER

Name	No.	No. Name	Pos.	Ht.	Wt.	Class/Elig.	Hometown (Previous Schools)
Devin Abraham	20	1 Chris Barr	WR	5-10	175	Fr./Fr.	Jacksonville, Fla. (Trinity Christian Acad.)
Rodney Adams	87	2 Jamie Byrd	S	5-11	185	Sr./Sr.	Dade City, Fla. (Pasco HS/TCU/Iowa Western CC)
Spencer Adkinson	48	2 Steven Bench	QB	6-2	215	Gr./Sr.	Bainbridge, Ga. (Cairo HS/Penn St.)
Austin Aikens	88	3 Deatrick Nichols	CB	5-10	189	So./So.	Miami, Fla. (Miami Central HS)
Kofi Amichia	75	4 Jimmy Bayes	LB	6-3	228	So./Rfr.	Immokalee, Fla. (Immokalee HS)
Deangelo Antoine	14	4 Asiantii Woulard	QB	6-3	213	Jr./So.	Winter Park, Fla. (Winter Park HS/UCLA)
Billy Atterbury	78	5 Marlon Mack	RB	6-0	205	So./So.	Sarasota, Fla. (Booker HS)
Daniel Awolake	93	6 A.J. Legree	WR	6-1	195	Sr./Jr.	Fort White, Fla. (Fort White HS/Kentucky)
Chardonnae Baity	27	6 Lamar Robbins	CB	6-2	200	Jr./Jr.	Miami, Fla. (Southridge HS)
Chris Barr	1	7 Brett Kean	QB	6-1	220	Fr./Fr.	Lakewood, Ohio (St. Edward HS)
Jimmy Bayes	4	8 Tyre McCants	WR	5-11	210	So./Rfr.	Niceville, Fla. (Niceville HS)
Steven Bench	2	9 Quinton Flowers	QB	6-0	210	So./So.	Miami, Fla. (Miami Jackson HS)
Tucker Bennett	28	9 Demetrius "Shaun" Hill	DE	6-3	270	Sr./Sr.	Kankakee, Ill. (Kankakee HS/Fort Scott CC)
Josh Black	55	10 Deadrin Senat	DT	6-1	305	Jr./So.	Immokalee, Fla. (Immokalee HS)
Kevin Bronson	99	11 Marlon Pope	TE	6-4	260	Sr./Sr.	Hattiesburg, Miss. (Hattiesburg HS/Mississippi Gulf Coast CC)
Ryeshene Bronson	81	12 Sean Price	TE	6-3	252	Sr./Sr.	Citra, Fla. (North Marion HS)
Juwuan Brown	56	13 Tajee Fullwood	S	6-2	195	So./So.	Tampa, Fla. (Tampa Bay Tech HS)
Zack Bullock	52	14 Deangelo Antoine	WR	5-10	180	Fr./Fr.	Orlando, Fla. (Oak Ridge HS)
Jamie Byrd	2	15 Vincent Jackson	DE	6-2	246	So./Rfr.	Tampa, Fla. (Jesuit HS)
Cameron Campbell	69	15 Zac Joslin	QB	5-11	180	Fr./Fr.	Riverview, Fla. (Riverview HS)
Cecil Cherry	33	16 Donovan Geter	WR	6-6	200	Fr./Fr.	Tampa, Fla. (Newsome HS)
Hassan Childs	22	16 Adam Robles	QB	6-3	206	So./Rfr.	Ocala, Fla. (Vanguard HS)
Mattias Ciabatti	49	17 Tyler Pippens	RB	5-10	160	Fr./Fr.	Riverdale, Ga. (Ola HS)
Stanley Clerveaux	86	18 Jaymon Thomas	S	6-3	185	Fr./Fr.	Immokalee, Fla. (Immokalee HS)
Christian Coffelletto	26	18 Evan Wilson	WR	6-2	195	Jr./So.	Sarasota, Fla. (The Out-of-Door Academy)
Elkanah Dillon	85	19 Ronnie Hoggins	CB	5-8	167	Fr./Fr.	Coconut Creek, Fla. (Monarch HS)
Malik Dixon	34	20 Devin Abraham	S	5-9	186	So./So.	Tarpon Springs, Fla. (East Lake HS)
Mak Djulbegovic	71	21 Khalid McGee	S	5-10	201	Fr./Fr.	Miami, Fla. (Miami Northwestern HS)
Nate Ferguson	37	22 Hassan Childs	S	6-0	188	Jr./Jr.	Kissimmee, Fla. (Osceola HS)
Quinton Flowers	9	23 Mazzi Wilkins	CB	6-0	170	So./Rfr.	Tampa, Fla. (Plant HS)
Tajee Fullwood	13	24 Johnny Ward	CB	6-0	178	Jr./Jr.	Moultrie, Ga. (Colquitt County HS)
Michael Galati	68	25 Cameron Gergley	CB	6-0	180	So./Rfr.	Orlando, Fla. (Winter Park HS)
C.J. Garye	29	26 Christian Coffelletto	S	5-10	185	Fr./Fr.	Port Charlotte, Fla. (Port Charlotte HS)
Cameron Gergley	25	26 Chase Whitehead	WR	5-9	175	So./Rfr.	Fort Walton Beach, Fla. (Choctawhatchee HS)
Donovan Geter	16	27 Chardonnae Baity	WR	5-7	160	Sr./Jr.	Palmetto, Fla. (Palmetto HS)
Reilly Gibbons	76	27 Austin Hudson	S	6-2	207	So./So.	Tampa, Fla. (Plant HS)
Bruce Gillis	38	28 Tucker Bennett	S	6-2	195	Fr./Fr.	Merritt Island, Fla. (Merritt Island HS)
Nate Godwin	36	29 C.J. Garye	LB	6-3	231	Gr./Sr.	Tallahassee, Fla. (Lincoln HS)
Marlon Gonzalez	95	30 Jalen Spencer	CB	6-0	186	Sr./Jr.	Pensacola, Fla. (Pensacola HS)
Brent Gordon	41	31 Darius Tice	RB	5-10	206	Jr./Jr.	Miami, Fla. (Northwestern HS)
Brynjar Gudmundsson	66	32 D'Ernest Johnson	RB	5-10	208	So./So.	Immokalee, Fla. (Immokalee HS)
Zaybreion Gunter	38	33 Cecil Cherry	LB	6-0	240	Fr./Fr.	Frostproof, Fla. (Victory Christian Acad. HS/Texas)
Jeremi Hall	73	33 Tye Turner	TE	6-3	255	Gr./Sr.	Hampton, Ga. (Griffin HS)
Corian Hamilton	42	34 Malik Dixon	S	6-3	207	Fr./Fr.	Port Charlotte, Fla. (Port Charlotte HS)
James Hamilton	90	35 Emilio Nadelman	PK	5-6	173	Jr./So.	Miami, Fla. (Central HS)
Nigel Harris	57	36 Nate Godwin	S	5-10	204	Jr./Jr.	Tampa, Fla. (Freedom HS)
Bruce Hector	60	37 Nate Ferguson	S	5-9	180	Fr./Fr.	Tampa, Fla. (Sickles HS)
Andrew Hill	45	38 Bruce Gillis	S	5-10	202	Sr./Jr.	Jacksonville, Fla. (Andrew Jackson HS/FIU)
Demetrius Hill	9	38 Zaybreion Gunter	RB	5-10	213	Jr./Jr.	Baldwin, Fla. (Baldwin HS/Ellsworth JC)
Michael Hill	40	39 Trent Shaw	LB	6-2	200	Fr./Fr.	Lutz, Fla. (Steinbrenner HS)
Jimmy Hinck	50	40 Riley Sheehan	FB	6-3	245	Fr./Fr.	Sarasota, Fla. (Riverview HS)
Ryan Hintz	80	40 Michael Hill	K	5-9	180	Sr./Sr.	Tarpon Springs, Fla. (Tarpon Springs HS)
Ronnie Hoggins	19	41 Brent Gordon	P	6-3	190	Fr./Fr.	Jacksonville, Fla. (Mandarin HS)
Nick Holman	44	41 Greg Reaves	LB	6-2	205	Fr./Fr.	Bradenton, Fla. (Manatee HS/Air Force Prep Acad.)
Austin Hudson	27	42 Corian Hamilton	FB	6-0	238	Gr./Sr.	Orlando, Fla. (Olympia HS)
Vincent Jackson	15	43 Auggie Sanchez	LB	6-2	244	Jr./So.	St. Petersburg, Fla. (Northeast HS)
D'Ernest Johnson	32	44 Nick Holman	LB	6-2	229	So./Rfr.	Madison, Ala. (Bob Jones HS)
Devon Jones-Stewart	50	45 Andrew Hill	CB	5-8	179	So./Rfr.	Orange Park, Fla. (Ridgeview HS)
Zac Joslin	15	48 Mike Ruggles	P	6-6	210	Jr./Jr.	Lutz, Fla. (Steinbrenner HS/UTEP)
Name	No.	48 Spencer Adkinson	TE	6-3	237	Jr./So.	Seminole, Fla. (Indian Rocks Christian)

2015 USF FOOTBALL NUMERICAL ROSTER

ALPHABETICAL

No.	Name	Pos.	Ht.	Wt.	Class/Elig.	Hometown (Previous Schools)	Name	No.
49	Mattias Ciabatti	P	6-0	200	Gr./Sr.	Tampa, Fla. (Hillsborough HS)	Thor Jozwiak	64
50	Jimmy Hinck	LS	6-2	230	Fr./Fr.	Englewood, Fla. (Lemon Bay HS)	Brett Kean	7
50	Devon Jones-Stewart	S	6-1	194	Jr./Jr.	Lake Mary, Fla. (Lake Mary HS)	Benjamin Knox	79
51	Tashon Whitehurst	LB	6-3	220	Sr./Sr.	Gainesville, Fla. (Gainesville HS)	Brooks Larkin	72
52	Zack Bullock	DE	6-3	245	Gr./Sr.	Sebring, Fla. (Sebring HS)	Eric Lee	91
53	Danny Thomas	LB	6-1	225	Fr./Fr.	Fort Lauderdale, Fla. (Amos P. Godby HS)	A.J. Legree	6
54	Nico Sawtelle	LB	6-2	215	Fr./Fr.	Jensen Beach, Fla. (Jensen Beach HS)	Kirk Livingstone	94
55	Josh Black	DE	6-2	247	So./So.	Tampa, Fla. (Sickles HS)	Mike Love	98
56	Juwuan Brown	DE	6-2	248	So./RFR.	Tampa, Fla. (Jefferson HS)	Marlon Mack	5
57	Nigel Harris	LB	6-0	231	Jr./Jr.	Tampa, Fla. (Hillsborough HS)	Eric Mayes	96
58	Dylan Rutledge	LS	6-3	245	Sr./Jr.	New Port Richey, Fla. (River Ridge HS/Stetson)	Tyre McCants	8
59	Alex Salvato	LS	5-11	200	Sr./Jr.	Lakeland, Fla. (Victory Christian Academy)	Khalid McGee	21
60	Bruce Hector	DT	6-2	295	Jr./So.	Tampa, Fla. (Robinson HS)	Nicholas Munera	97
61	Dominique Threatt	OL	6-1	315	Jr./Jr.	Atlanta, Ga. (Tri-Cities HS)	Alex Mut	84
63	Michael Smith	OL	6-3	310	So./RFR.	Miami, Fla. (Miami Central HS)	Emilio Nadelman	35
64	Thor Jozwiak	OL	6-4	318	Gr./Sr.	Eagle Lake, Fla. (Lake Region HS)	Clavion Nelson	65
65	Clavion Nelson	OL	6-3	308	Sr./Sr.	Hollywood, Fla. (South Broward HS)	Deatrick Nichols	3
66	Brynjar Gudmundsson	OL	6-4	300	Gr./Sr.	Wellington, Fla. (Wellington HS)	Marcus Norman	77
68	Michael Galati	OL	6-3	288	So./RFR.	Bradenton, Fla. (Manatee HS)	Tyler Pippens	17
69	Cameron Campbell	OL	6-3	288	Fr./Fr.	Pembroke Pines, Fla. (Flanagan HS)	Marlon Pope	11
71	Mak Djulbegovic	OL	6-5	296	Sr./Sr.	Tampa, Fla. (Carrollwood Day School)	Sean Price	12
72	Brooks Larkin	OL	6-3	308	Fr./Fr.	Bradenton, Fla. (Manatee HS/Air Force Prep Acad.)	Greg Reaves	41
73	Jeremi Hall	OL	6-5	335	Jr./So.	Atlanta, Ga. (Tri-Cities HS)	Jordan Reed	82
74	Cameron Ruff	OL	6-3	309	Jr./So.	Tampa, Fla. (Jesuit HS)	Lamar Robbins	6
75	Kofi Amichia	OL	6-4	290	Sr./Jr.	Powder Springs, Ga. (McEachern HS)	Adam Robles	16
76	Reilly Gibbons	OL	6-6	305	Fr./Fr.	St. Petersburg, Fla. (St. Petersburg Catholic HS/Stanford)	Cameron Ruff	74
77	Marcus Norman	OL	6-6	305	Fr./Fr.	Sebastian, Fla. (Sebastian River HS)	Mike Ruggles	48
78	Billy Atterbury	OL	6-4	295	Fr./Fr.	Clearwater, Fla. (Clearwater Central Catholic HS)	Dylan Rutledge	58
79	Benjamin Knox	OL	6-6	291	So./RFR.	DeLand, Fla. (DeLand HS)	Alex Salvato	59
80	Ryan Hintze	DE	6-6	235	Jr./So.	Bradenton, Fla. (Braden River HS/SCF Manatee-Sarasota)	Auggie Sanchez	43
80	Trevor Steinke	WR	5-11	185	Fr./Fr.	Lutz, Fla. (Hillsborough HS)	Nico Sawtelle	54
81	Ryeshene Bronson	WR	6-3	200	So./So.	Fort Myers, Fla. (Dunbar HS)	Deadrin Senat	10
82	Jordan Reed	WR	5-10	170	Fr./Fr.	Tampa, Fla. (Plant HS)	Trent Shaw	39
83	Marquez Valdes-Scantling	WR	6-3	203	Jr./Jr.	St. Petersburg, Fla. (Lakewood HS)	Riley Sheehan	40
84	Alex Mut	WR	6-3	195	Sr./Jr.	Port Charlotte, Fla. (Charlotte HS)	Michael Smith	63
85	Elkanah Dillon	TE	6-5	245	So./RFR.	Ocala, Fla. (Vanguard HS)	Jalen Spencer	30
86	Stanley Clerveaux	WR	6-3	203	So./RFR.	North Miami, Fla. (North Miami HS)	Trevor Steinke	80
87	Rodney Adams	WR	6-1	190	Jr./Jr.	St. Petersburg, Fla. (Lakewood HS/Toledo)	Danny Thomas	53
88	Austin Aikens	WR	6-0	184	Jr./Jr.	Tampa, Fla. (Plant HS/Western Kentucky)	Jaymon Thomas	18
89	Mitchell Wilcox	TE	6-4	236	Fr./Fr.	Tarpon Springs, Fla. (Tarpon Springs HS)	Dominique Threatt	61
90	James Hamilton	DT	6-2	308	Sr./Sr.	Orlando, Fla. (Olympia HS)	Darius Tice	31
91	Eric Lee	DE	6-3	260	Sr./Sr.	Daphne, Ala. (Daphne HS)	Tye Turner	33
93	Daniel Awoleke	DT	6-5	283	Sr./Sr.	Lakeland, Fla. (George Jenkins HS)	Marquez Valdes-Scantling	83
94	Kirk Livingstone	DE	6-4	258	Fr./Fr.	Fort Lauderdale, Fla./Stranahan HS)	Johnny Ward	24
95	Marlon Gonzalez	DT	6-4	280	Fr./Fr.	Cape Coral, Fla. (North Ft. Myers HS)	Chase Whitehead	26
96	Eric Mayes	DT	6-4	240	So./RFR.	Sarasota, Fla. (Booker HS/Milford Acad.)	Tashon Whitehurst	51
97	Nicholas Munera	DE	6-5	232	So./RFR.	Tampa, Fla. (King HS)	Mitchell Wilcox	89
98	Mike Love	DE	6-4	266	Jr./So.	Clearwater, Fla. (Countryside HS)	Mazzi Wilkins	23
99	Kevin Bronson	DT	6-4	271	So./RFR.	Delray Beach, Fla. (Village Academy HS)	Evan Wilson	18
							Asiantii Woulard	4



2015 USF FOOTBALL DEPTH CHART

USF OFFENSE

POS	#	Name	Ht.	Wt.	Cl.
Z	87	Rodney Adams	6-1	190	Jr.
	8	Tyre McCants	5-11	210	RFr.
Y (TE)	12	Sean Price	6-3	252	Sr.
	85	Elkanah Dillon OR	6-5	245	RFr.
	11	Marlon Pope	6-4	260	Sr.
RT	71	Mak Djulbegovic	6-5	296	Sr.
	65	Clavion Nelson	6-3	308	Jr.
RG	61	Dominique Threatt	6-1	315	Jr.
	74	Cameron Ruff	6-3	309	So.
C	66	Brynjar Gudmundsson	6-4	300	Gr.
	68	Michael Galati	6-3	288	RFr.
LG	64	Thor Jozwiak	6-4	318	Gr.
	73	Jeremi Hall	6-5	335	So.
LT	75	Kofi Amichia	6-4	290	Jr.
	79	Benjamin Knox	6-6	291	RFr.
QB	9	Quinton Flowers	6-0	210	So.
	2	Steven Bench	6-2	215	Gr.
HB	5	Marlon Mack	6-0	205	So.
	31	Darius Tice	5-10	206	Jr.
	32	D'Ernest Johnson	5-10	208	So.
SLOT	1	Chris Barr	5-10	175	Fr.
	82	Jordan Reed	5-10	170	Fr.
	26	Chase Whitehead	5-9	175	RFr.
X	81	Ryeshene Bronson	6-3	200	So.
	6	A.J. Legree	6-1	195	Jr.

USF SPECIALISTS

POS	#	Name	Ht.	Wt.	Cl.
P	49	Mattias Ciabatti	6-0	200	Gr.
	35	Emilio Nadelman	5-6	173	So.
PK	35	Emilio Nadelman	5-6	173	So.
	40	Michael Hill	5-9	180	Sr.
H	49	Mattias Ciabatti	6-0	200	Gr.
	84	Alex Mut	6-3	195	Jr.
LS	59	Alex Salvato	5-11	200	Jr.
	58	Dylan Rutledge	6-3	245	Jr.
KO	35	Emilio Nadelman	5-6	173	So.
	40	Michael Hill	5-9	180	Sr.
KR	32	D'Ernest Johnson	5-10	208	So.
	87	Rodney Adams	6-1	190	Jr.
PR	13	Tajee Fullwood	6-2	195	So.
	82	Jordan Reed	5-10	170	Fr.

USF DEFENSE (4-2-5)

POS	#	Name	Ht.	Wt.	Cl.
DE	91	Eric Lee	6-3	260	Sr.
	98	Mike Love	6-4	266	So.
DT	90	James Hamilton	6-2	308	Sr.
	60	Bruce Hector	6-2	295	So.
	99	Kevin Bronson	6-4	271	RFr.
DT	10	Deadrin Senat	6-1	305	So.
	93	Daniel Awoleke	6-5	283	Sr.
DE	52	Zack Bullock	6-3	245	Gr.
(BULL)	9	Demetrius Hill	6-3	270	Sr.
MLB	43	Auggie Sanchez	6-2	244	So.
(MIKE)	53	Danny Thomas	6-1	225	Fr.
WLB	29	C.J. Garye	6-3	231	Gr.
(STINGER)	4	Jimmy Bayes	6-3	228	RFr.
CB	3	Deatrick Nichols	5-10	189	So.
	6	Lamar Robbins	6-2	200	Jr.
HUSKY	2	Jamie Byrd	5-11	185	Sr.
	21	Khalid McGee	5-10	201	Fr.
SS	20	Devin Abraham	5-9	186	So.
(ROVER)	36	Nate Godwin	5-10	204	Jr.
FS	13	Tajee Fullwood	6-2	195	So.
	18	Jaymon Thomas	6-3	185	Fr.
CB	24	Johnny Ward	6-0	178	Jr.
	23	Mazzi Wilkins	6-0	170	RFr.

PRONUNCIATION CHART

75	Kofi AMICHIA	Ah-MEE-chee-ugh
93	Daniel AWOLEKE	ugh-WALL-ugh-KAY
81	RYESHENE Bronson	rye-SHEEN
22	HASSAN Childs	HAH-san
49	MATTIAS CIABATTI	mah-TEE-us chuh-BOT-ee
86	Stanley CLERVEAUX	CLAIR-voe
85	ELKANAH Dillon	EL-CANE-ugh
34	MALIK Dixon	MA-Leek
71	MAK DJULBEGOVIC	MACK Juh-BEG-oh-vitch
13	TAJEE Fullwood	Tah-SHAY
29	C.J. GARYE	Gary
66	BRYNJAR Gudmundsson	brynn-YAR
32	D'ERNEST Johnson	DEE-ernest
64	Thor JOZWIAK	joes-WEE-ack
8	TYRE McCants	TIE-ree
21	KHALID McGee	KAW-lid
3	DEATRICK Nichols	DEE-trick
78	Cameron RUFF	ROUGH
25	TREVON Sands	TRAY-von
54	NICO Sawtelle	KNEE-coe
10	DEADRIN SENAT	deed-RIN sen-KNOT
51	TASHON Whitehurst	TAY-shawn
23	MAZZI Wilkins	MAH-zee
4	ASAINTII Woulard	A-SHAWN-TEE

2015 SQUAD BREAKDOWN

LETTERMEN RETURNING (42)

OFFENSE (19)

O-Line: Kofi Amichia, Mak Djulbegovic, Brynjar Gudmundsson, Jermi Hall, Thor Jozwiak, Cameron Ruff, Dominique Threatt

Tight End: Marlon Pope, Sean Price

Quarterback: Steven Bench, Quinton Flowers

Running Back: D'Ernest Johnson, Marlon Mack, Darius Tice

Fullback: Corian Hamilton, Tye Turner

Wide Receiver: Rodney Adams, Ryeshene Bronson, Alex Mut

DEFENSE (20)

End: Demetrius Hill, Eric Lee

Tackle: James Hamilton, Bruce Hector, Deadrin Senat

Linebacker: Josh Black, Zack Bullock, C.J. Garye, Nigel Harris, Auggie Sanchez, Tashon Whitehurst

Cornerback: Deatrick Nichols, Lamar Robbins, Jalen Spencer, Johnny Ward

Safety: Devin Abraham, Jamie Byrd, Hassan Childs, Tajee Fullwood, Nate Godwin

SPECIAL TEAMS (3)

Placekicker: Emilio Nadelman

Punter: Mattias Ciabatti

Long Snapper: Alex Salvato

LETTERMEN LOST (27)

OFFENSE (13)

Quarterback: Mike White

O-Line: Quinterrius Eatmon, Austin Rieter, Darrell Williams

Tight End: Mike McFarland

Wide Receiver: Andre Davis, Eric Dungy, Clinton Jones, Deonte Welch

Running Back: Sta'fon McCray, Kennard Swanson

DEFENSE (13)

Tackle: Derrick Calloway, Todd Chandler, Elkin Watson

Linebacker: Reshard Cliett, Ruben Garcia, Hans Louis, LeGrande Harley, Rahmon Swain

Cornerback: Chris Dunkley, Kendall Sawyer

Safety: Trevon Griffin, Tyler Robb, Torrel Saffold

SPECIAL TEAMS (1)

Placekicker: Marvin Kloss

LETTERMEN AT A GLANCE

OFFENSE: Returning: 19 Lost: 13

DEFENSE: Returning: 20 Lost: 13

SPECIAL: Returning: 3 Lost: 1

TOTAL: Returning: 42 Lost: 27

STARTERS AT A GLANCE

OFFENSE: Returning: 4 Lost: 7

DEFENSE: Returning: 7 Lost: 4

SPECIAL: Returning: 1 Lost: 1

SPECIAL: Returning: 12 Lost: 12

STARTERS RETURNING (2014 Starts) (12)

(Number of 2014 starts)

OFFENSE (4): ; Brynjar Gudmundsson, G (12); Marlon Mack, RB (12); Sean Price, TE (9); Thor Jozwiak, G (8);

DEFENSE (7): Jamie Byrd, S (12); Eric Lee, DE (12); Auggie Sanchez, LB (12); Nigel Harris, LB (11); Johnny Ward, CB (7); Devin Abraham, S (6); Nate Godwin, S (9)

SPECIAL TEAMS (1): Mattias Ciabatti, P (12)

STARTERS LOST (2014 Starts) (12)

OFFENSE (7): Darrell Williams, G (12); Quinterrius Eatmon, T (12); Austin Reiter, C (12); Mike White, QB (10); Andre Davis, WR (8); Mike McFarland, TE (6); Kennard Swanson, FB (5)

DEFENSE (4): Reshard Cliett, LB (11); Todd Chandler, DT (10); Elkin Watson, DT (9); Chris Dunkley, WR (9)

SPECIAL TEAMS (1): Marvin Kloss, PK (12)

RETURNERS WITH STARTING EXPERIENCE

(Number of career starts)

OFFENSE (12): Dominique Threatt, OL (7); Rodney Adams, WR (3); Steven Bench, QB (3); Mak Djulbegovic, T (2); Ryeshene Bronson, WR (2); Kofi Amichia, OL (2); Ty Turner, TE (1); Darius Tice, RB (1); Alex Mut, WR (1); Quinton Flowers, QB (1); Cameron Ruff, OL (1); Marlon Pope, TE (1);

DEFENSE (7): Tashon Whitehurst, LB (5); Lamar Robbins, CB (4); Tajee Fullwood, S (3); ; James Hamilton, DT (3); Zack Bullock, LB (2); Hassan Childs, S (2); Deadrin Senat, DT (2); Deatrick Nichols, CB (1);

RETURNING STATISTICAL LEADERS

RUSHING:

Marlon Mack: 202 carries, 1,041 yds, 9 TD, 5.2 ypc, 75 lg

D'Ernest Johnson: 46 carries, 150 yds, 0 TD, 3.3 ypc, 16 lg

Darius Tice: 40 carries, 116 yds, 0 TD, 2.6 ypc, 11 lg

PASSING:

Steven Bench: 49-100, 611 yds, 3 TD, 2 INT, 101.8 ypg

RECEIVING:

Rodney Adams: 23 catches, 323 yards, 2 TD, 67 long

Marlon Mack: 21 catches, 160 yards, 0 TD, 19 long

Sean Price: 14 catches, 207 yards, 0 TD, 32 long

SCORING: Marlon Mack: 54 pts, 9 TD

TACKLES: Jamie Byrd (S): 95

Nigel Harris (LB): 77

Nate Godwin (S): 72

Auggie Sanchez (LB): 65

Tashon Whitehurst (LB): 49

TFL: Nigel Harris: 10.5

Eric Lee: 6.0

SACKS: Nigel Harris & Tashon Whitehurst: 2.0

INTERCEPTIONS: Jamie Byrd & Johnny Ward: 2



CAREER STARTS CHART

	2015	2014	2013	CAREER
Brynar Gudmundsson (G)	2	12	12	27
Sean Price (TE)	2	9	9	21
Nigel Harris (LB)		11	7	18
Nate Godwin (S)		9	9	18
Eric Lee (DE)	2	12	-	19
Thor Jozwiak (G)	2	8	DNP	15
Marlon Mack (RB)	2	12		14
Auggie Sanchez (LB)	2	12		14
Jamie Byrd (S)	2	12		14
Johnny Ward (DB)	2	7	3	12
Dominique Threatt	2	1	6	9
Devin Abraham (S)	2	6		8
Tashon Whitehurst		4	1	5
Lamar Robbins (DB)			5	5
Rodney Adams (WR)	2	3		5
James Hamilton (DT)	2		3	5
Zack Bullock (LB)	2	1	2	5
Kofi Amichia (OL)	2	2		4
Mak Djulbegovic (OT)	2		2	4
Tajee Fullwood (S)	1	3	-	4
Deadrin Senat (DT)	2	2		4
Ryeshene Bronson (WR)	1	2		3
Steven Bench (QB)		1	2	3
Quinton Flowers (QB)	2	1	-	3
Deatrick Nichols (DB)	2	1	-	3
Chris Barr (WR)	2	-	-	2
C.J. Garye (LB)	2	-	-	2
Darius Tice (RB)		1	1	2
Hassan Childs (DB)			2	2
Josh Black (LB)		1		1
Demetrius Hill (DE)	1	-	-	1
Marlon Pope (TE)		1		1
Alex Mut (WR)		1		1
Ty Turner (FB)			1	1

GAME-BY-GAME LEADERS

GAME	RUSHING	PASSING (C-A-YD-INT-TD)	CATCHES	REC YARDS	TACKLES
FAMU	Mack (131)	Flowers (12-16-141-1-2)	Dillon (4)	Dillon (126)	Sanchez (10)
at FSU	Mack (83)	Flowers (12-24-125-1-2)	Johnson & Mack (5)	Johnson (89)	Godwin (9)
at Maryland					
MEMPHIS					
SYRACUSE					
at UConn					
SMU					
at Navy					
at ECU					
TEMPLE					
CINCINNATI					
at UCF					

FIELD GOALS

Field Goals	fg	pct.	01-19	20-29	30-39	40-49	50-99	lg	blk
NADELMAN, Emilio	1	100.0	-	1-1	-	-	-	22	-

FG Sequence	USF	Opponents
FAMU	(22)	(21)
at FSU	-	-
at Maryland		
MEMPHIS		
SYRACUSE		
at UConn		
SMU		
at Navy		
at ECU		
TEMPLE		
CINCINNATI		
at UCF		

2015 USF GAME-BY-GAME STARTERS

OFFENSE

GAME	LT	LG	C	RG	RT	QB	HB	Slot	X	Y (TE)	Z
FAMU	Amichia	Jozwiak	Gudmundsson	Threatt	Djulbegovic	Flowers	Mack	Barr	Bronson	Price	Adams
at FSU	Amichia	Jozwiak	Gudmundsson	Threatt	Djulbegovic	Flowers	Mack	Barr	Bronson	Price	Adams
at Maryland											
MEMPHIS											
SYRACUSE											
at UConn											
SMU											
at Navy											
at ECU											
TEMPLE											
CINCINNATI											
at UCF											

* Started two tight ends **Started four wide receivers

DEFENSE

GAME	DE	DT	DT	BULL	MIKE	STINGER	CB	HUSKY	ROVER	FS	CB
FAMU	Lee	Hamilton	Senat	Bullock	Sanchez	Garye	Nichols	Byrd	Abraham	Fullwood	Ward
at FSU	Lee	Hamilton	Senat	Bullock	Sanchez	Garye	Nichols	Byrd	Abraham	Hill	Ward
at Maryland											
MEMPHIS											
SYRACUSE											
at UConn											
SMU											
at Navy											
at ECU											
TEMPLE											
CINCINNATI											
at UCF											

TURNOVERS

TEAM	INT	FUMBLE	DEFTD	TOTAL
USF	2	0	0	2
Opponents	2	0	0	2

USF TURNOVERS CAUSED: 2 **OPP TURNOVERS CAUSED: 2**
USF POINTS OFF TOS: 7 **OPP POINTS OFF TOS: 0**
USF DEFENSIVE TD'S: 0 **OPP DEFENSIVE TD'S: 0**
USF RETURN TD'S: 0 **OPP RETURN TD'S: 0**

USF TURNOVERS FORCED

QT	Play	Ball On	Result
FAMU (2)			
4th	INT by Ronnie Hoggins	OPP 33	TD
4th	INT by Jalen Spencer	USF 32	Punt

AT FLORIDA STATE (0)

AT MARYLAND

OPPONENT TURNOVERS FORCED

Turnover	Player	Ball On	Result
FAMU (1)			
INT of Flowers	OPP 7	PUNT

AT FLORIDA STATE (1)

INT of Flowers	OPP Endzone	PUNT
-----	------------------	-------------	------

USF SCORING DRIVES

QT	When	Score	Play	DRIVE
FAMU (8)				
1st	2:00		FG Nadelman 22 yd FIELD GOAL	8 plays, 39 yards, 2:59
2nd	7:24		TD Flowers to Johnson 22 yd PASS	12 plays, 62 yards, 4:58
2nd	1:16		TD Flowers to Johnson 45 yd PASS	4 plays, 88 yards, 1:03
3rd	14:04		TD Flowers 29 yd RUN	3 plays, 66 yards, 0:51
3rd	8:51		TD Bench to Dillon 62 yd PASS	5 plays, 71 yards, 2:37
4th	11:47		TD Mack 1 yd RUN	3 plays, 33 yards, 0:39
4th	2:58		TD Bench 15 yd RUN	4 plays, 63 yards, 1:06
4th	0:29		TD Tice 2 yd RUN	3 plays, 53 yards, 1:05
at Florida State (2)				
2nd	11:57		TD Flowers to Johnson 1 yd PASS	7 plays, 45 yards, 2:57
4th	14:50		TD Flowers to Johnson 71 yd PAA	1 plays, 75 yards, 0:48

Longest by PLAYS: 12 (12 plays, 62 yards, 4:58, TD vs. FAMU)

Longest by YARDS: 88 (4 plays, 88 yards, 1:03, TD vs. FAMU)

Longest by TIME: 4:58 (12 plays, 62 yards, 4:58, TD vs. FAMU)

Defensive/Special Teams scores (-): -

DEFENSIVE PLAYS

--

USF BIG PLAYS (20+ YARDS)

Player	Run	Pass	Rec	Def	Tot
Flowers	2	4			6
Johnson	-	-	3		3
Mack	1	-	-		1
Dillon	-	-	3		3
Bench	-	3	-		3
Tice	2	-	-		2
Barr	-	-	1		1

TOTAL (R&P): 5 7 - - 12

OPP TOTAL: 4 3 - - 7

Opponent High: 6: FSU (4 run, 1 pass)

USF

Long Pass: 71 yards: Flowers to Johnson, TD, vs. FSU

Long Run: 44 yards, Darius Tice vs. FAMU

Long Def: -

OPPONENTS

Long Pass: 29 yards, Coleman to Nealy vs. FAMU

Long Run: 74 yards, Cook vs. FSU

Long Defense: -

USF BY GAME

FAMU (9)

2Q	22 (TD)	P	Flowers to Johnson PASS	FAMU
2Q	45 (TD)	P	Flowers to Johnson PASS	FAMU
3Q	32	R	Marlon Mack RUN	FAMU
3Q	29 (TD)	R	Quinton Flowers RUN	FAMU
3Q	62 (TD)	P	Bench to Dillon PASS	FAMU
4Q	28	P	Bench to Dillon PASS	FAMU
4Q	23	R	Darius Tice RUN	FAMU
4Q	22	P	Bench to Dillon PASS	FAMU
4Q	44	R	Darius Tice RUN	FAMU

FSU (3)

2Q	23	R	Quinton Flowers RUN	FSU
2Q	24	P	Flowers to Barr PASS	FSU
3Q	71	P	Flowers to Johnson PASS	FSU

USF BIG PLAYS BY LENGTH (12)

QT	LENGTH	TYPE	PLAYER	OPP
3Q	71 (TD)	P	Flowers to Johnson PASS	FSU
3Q	62 (TD)	P	Bench to Dillon PASS	FAMU
▲ 50 + YARD PLAYS ▲				
2Q	45 (TD)	P	Flowers to Johnson PASS	FAMU
4Q	44	R	Darius Tice RUN	FAMU
3Q	32	R	Marlon Mack RUN	FAMU
3Q	29 (TD)	R	Quinton Flowers RUN	FAMU
4Q	28	P	Bench to Dillon PASS	FAMU
2Q	24	P	Flowers to Barr PASS	FSU
2Q	23	R	Quinton Flowers RUN	FSU
4Q	23	R	Darius Tice RUN	FAMU
4Q	22	P	Bench to Dillon PASS	FAMU
2Q	22 (TD)	P	Flowers to Johnson PASS	FAMU

GAME HIGH: 9 vs. FAMU

▼ LONG PLAYS FOR TOUCHDOWNS ▼

3Q	71 (TD)	P	Flowers to Johnson PASS	FSU
3Q	62 (TD)	P	Bench to Dillon PASS	FAMU
2Q	45 (TD)	P	Flowers to Johnson PASS	FAMU
3Q	29 (TD)	R	Quinton Flowers RUN	FAMU
2Q	22 (TD)	P	Flowers to Johnson PASS	FAMU

TOTAL: 5 **TOTAL:** 4 vs. FAMU, 1 vs. FSU

2015 GAME-BY-GAME TEAM STATISTICS

GAME	FINAL					QUARTERS					1st DOWNS		RUSHING		PASSING			TOT OFF	PUNTS		PENALTY		3RD	4TH	RED	SACKS	FIELD		POSSESSION TIME				
	SCORE	1	2	3	4	OT	R-P-PE	TOT	NO-YDS	TD	C-A-I	YDS	TD	YDS	NO-AVG	F-FL	NO-YDS	DNS	DNS	ZONE	NO-YDS	GOALS	1	2	3	4	TOT						
USF	51	3	13	14	21	0	15-9-3	27	46-275-4	20-26-1	281	3	556	5-47.4	4-0	11-97	5-13	1-2	5-6	4-24	1-1	7:24	8:43	5:30	6:36	28:13							
FAMU	3	0	0	3	0	0	2-6-3	11	34-12-0	20-38-2	170	0	182	10-39.5	1-0	10-61	5-19	0-0	1-1	1-3	1-1	7:36	6:17	9:30	8:24	31:47							
USF	14	0	7	0	7	0	6-5-0	11	36-160-0	12-24-1	125	2	274	10-44.5	0-0	2-21	1-13	1-1	1-2	3-31	0-0	9:28	8:30	5:34	3:05	26:37							
FAMU	34	7	0	17	10	0	10-10-1	21	46-317-3	14-26-0	163	1	441	7-40.6	1-0	7-50	3-13	1-1	2-2	3-8	2-2	5:32	6:30	9:26	11:55	33:23							

2015 STATISTICS

GAME-BY-GAME PASSING

#9 QUINTON FLOWERS

QUINTON FLOWERS	COMP	ATT	INT	PCT	YDS	TD	LG	SACKED	EFF
FAMU	12	16	1	75.0	141	2	45	0	
FSU	12	24	1	50.0	125	2	71	3	

2014 SEASON

NCSU	1	4	2	25.0	7	1	7	0	-60.30
HOUSTON	1	1	0	100.0	-1	0	0	0	91.60
@SMU	6	15	0	40.0	105	0	34	0	98.80

#2 STEVEN BENCH

STEVEN BENCH	COMP	ATT	INT	PCT	YDS	TD	LG	SACKED	EFF
FAMU	8	10	0	80.0	140	1	62	1	

2014 SEASON

WESTERN CAROLINA	1	1	0	100	10	0	10	0	184.0
MARYLAND	14	36	1	38.9	162	0	27	2	71.13
@CINCINNATI	9	14	0	64.3	147	2	67	0	199.63
HOUSTON	12	25	1	48.0	147	0	26	3	89.39
@Memphis	6	11	0	54.5	57	1	17	0	
UCF	7	13	0	53.8	88	0	27	2	110.71

2013 SEASON

@Michigan State	0	1	0	0.0	0	0	0	0	0
FAU	8	23	1	34.8	128	1	25	3	87.18
MIAMI	13	27	1	48.1	189	1	36	5	111.76
CINCINNATI	1	1	0	100.0	7	0	7	0	158.8
LOUISVILLE	4	12	1	33.3	68	0	25	1	65.0

2015 GAME-BY-GAME RUSHING

PLAYER	FAMU	@FSU	@Md	MEMPHIS	SYR	@UConn	SMU	@Navy	@ECU	TEMPLE	CINC	@UCF
Marlon Mack, RB	23-131-1*	18-83-0										
Darius Tice, RB	8-77-1	2-24-0										
Quinton Flowers, QB	7-63-1	14-38-0										
Steven Bench, QB	4-20-1											
D'Ernest Johnson, RB	2-15-0	2-4-0										
Rodney Adams, WR												
Ryeshene Bronson, WR												

* Fifth Career 100-Yard Game

2015 GAME-BY-GAME RECEIVING

PLAYER	FAMU	@FSU	@Md	MEMPHIS	SYR	@UConn	SMU	@Navy	@ECU	TEMPLE	CINC	@UCF
Elkanah Dillon, TE	4-126-1*											
D'Ernest Johnson, RB	3-79-2	5-89-2										
Ryeshene Bronson, WR	2-24-0											
Sean Price, TE	2-19-0											
Chris Barr, WR	3-14-0	1-24-0										
A.J. Legree, WR	2-9-0											
Marlon Mack, RB	2-6-0	5-9-0										
Darius Tice, RB	1-3-0	1-3-0										
Rodney Adams, WR	1-1-0											

*New USF Tight End record

GAME-BY-GAME TACKLES

PLAYER	TOTAL	FAMU	@FSU	@Md	MEMPHIS	SYR	@UConn	SMU	@Navy	@ECU	TEMPLE	CINC	@UCF
GODWIN, Nate DB	8-5	13	2-2	6-3									
SANCHEZ, Auggie LB	4-6	10	4-6	-									
SENAT, Deadrin DT	6-4	10	1-1	5-3									
BYRD, Jamie DB	6-3	9	2-0	4-3									
HECTOR, Bruce DT	5-3	8	4-2	1-1									
GARYE, C.J. LB	5-3	8	4-1	1-2									
BULLOCK, Zack LB	4-3	7	3-1	1-2									
THOMAS, Danny LB	5-2	7	0-1	5-1									
LEE, Eric DE	6-1	7	2-1	4-0									
HILL, Demetrius DE	4-2	6	4-0	0-2									
WARD, Johnny DB	5-1	6	2-0	3-1									
FULLWODD, Tajee CB	3-3	6	1-0	2-3									
WILKINS, Mazzi CB	2-4	6	1-2	1-2									
NICHOLS, Deatri CB	4-2	6	2-1	2-1									
AWOLEKE, Daniel DE	4-1	5	2-0	2-1									
ABRAHAM, Devin CB	5-0	5	3-0	2-0									
LOVE, Mike DE	3-1	4	1-1	2-0									
HAMILTON, James DT	3-1	4	1-0	2-1									
HOGGINS, Ronnie CB	3-0	3	3-0	-									
ROBBINS, Lamar DB	3-0	3	3-0	-									
SPENCER, Jalen DB	2-1	3	2-1	DNP									
MCGEE, Khalid	2-0	2	1-0	1-0									
THOMAS, Jaymon	1-1	2	1-1	-									
FLOWERS, Quinto	0-2	2	0-2	-									
HAMILTON, Coria	1-0	1	-	1-0									
JOHNSON, D'Erme	1-0	1	1-0	-									
ADAMS, Rodney	1-0	1	1-0	-									
BRONSON, Kevin DE	1-0	1	-	1-0									
MACK, Marlon	0-1	1	0-1	-									
FERGUSON, Nate	1-0	1	1-0	DNP									

TEAM

Totals 76 72

GAME-BY-GAME SACKS

PLAYER	TOTAL	FAMU	@FSU	@Md	MEMPHIS	SYR	@UConn	SMU	@Navy	@ECU	TEMPLE	CINC	@UCF
HECTOR, Bruce	2	2.0											
HILL, Demetrius	1	1.0											
AWOLEKE, Daniel	1	1.0	1.0										
LOVE, Mike	1		1.0										
HAMILTON, James	1		1.0										
TOTALS		4.0	3.0										

GAME-BY-GAME TFL

PLAYER	TOTAL	FAMU	@FSU	@Md	MEMPHIS	SYR	@UConn	SMU	@Navy	@ECU	TEMPLE	CINC	@UCF
HECTOR, Bruce DT	3-2	4.0	3.0-16	1.0-1									
HILL, Demetrius DE	3-1	3.5	3.0-12	0.5-0									
AWOLEKE, Daniel DE	2-1	2.5	1.0-2	1.5-11									
HAMILTON, James DT	2-0	2.0	1.0-1	1.0-9									
SANCHEZ, Auggie LB	1-2	2.0	2.0-15	-									
NICHOLS, Deatri CB	1-1	1.5	1.5-3	-									
BYRD, Jamie DB	1-1	1.5	1.0-1	0.5-1									
SENAT, Deadrin DT	1-1	1.5	0.5-3	1.0-2									
LEE, Eric DE	1-1	1.5	1.5-12	-									
LOVE, Mike DE	1-0	1.0	-	1.0-12									
BULLOCK, Zack LB	0-1	0.5	-	0.5-1									
GODWIN, Nate DB	0-1	0.5	0.5-0	-									
TOTALS		15.0	7.0										

NCAA/CONFERENCE RANKINGS - TEAM

Statistic	National Rank	Conference Rank	Value	National Leader	Value	Conference Leader	Value
3rd Down Conversion Pct (126 ranked)	126	12	0.200	Rice	0.694	Cincinnati	0.692
3rd Down Conversion Pct Defense (127 ranked)	24	2	0.250	Wake Forest	0.091	Cincinnati	0.231
4th Down Conversion Pct (100 ranked)	44	5	0.667	28 teams tied	1.000	UConn Navy Memphis	1.000 1.000 1.000
4th Down Conversion Pct Defense (110 ranked)	37	5	0.333	25 teams tied	0.000	Temple Memphis Houston	0.000 0.000 0.000
Blocked Kicks (4 ranked)				Washington	3	UCF Houston	1 1
Blocked Kicks Allowed (124 ranked)	1	1	0	94 teams tied	0	8 teams tied	0
Blocked Punts (1 ranked)				16 teams tied	1		
Blocked Punts Allowed (115 ranked)	1	1	0	114 teams tied	0	10 teams tied	0
Completion Percentage (127 ranked)	51	7	0.640	Memphis	0.833	Memphis	0.833
Defensive TDs (2 ranked)				Ole Miss	3		
Fewest Penalties (127 ranked)	67	7	13	Georgia Tech	2	Navy	3
Fewest Penalties Per Game (127 ranked)	64	7	6.50	Georgia Tech	1.00	UCF	2.50
Fewest Penalty Yards (127 ranked)	70	7	118	Georgia Tech	24	Navy	34
Fewest Penalty Yards Per Game (127 ranked)	68	7	59.00	Georgia Tech	12.00	UCF	19.50
First Downs Defense (127 ranked)	43	4	32	Boston College	10	Navy	20
First Downs Offense (127 ranked)	90	8	38	Cincinnati	68	Cincinnati	68
Fumbles Lost (127 ranked)	1	1	0	36 teams tied	0	South Fla.	0
Fumbles Recovered (47 ranked)				Texas Tech Indiana	4 4	Tulane Memphis	3 3
Kickoff Return Defense (127 ranked)	101	9	23.63	Ga. Southern	6.50	Navy	17.83
Kickoff Returns (126 ranked)	23	4	26.40	Colorado St.	100.00	Temple	31.00
Net Punting (127 ranked)	37	4	40.20	Colorado St.	48.56	Navy	47.00
Passes Had Intercepted (123 ranked)	68	8	2	27 teams tied	0	Memphis Temple Navy	0 0 0
Passes Intercepted (71 ranked)	45	4	2	San Diego St. California	6 6	Temple	5
Passing Offense (127 ranked)	85	8	203.0	Bowling Green	462.0	Cincinnati	383.5
Passing Yards Allowed (127 ranked)	40	5	166.5	San Jose St.	42.0	Cincinnati	114.5
Passing Yards per Completion (127 ranked)	49	6	12.69	Navy	22.33	Navy	22.33
Punt Return Defense (127 ranked)	72	7	6.56	Fresno St. Northwestern	-8.00 -8.00	Cincinnati	-1.00
Punt Returns (127 ranked)	37	3	12.17	Nevada	40.00	Memphis	13.86
Red Zone Defense (97 ranked)	97	10	1.000	4 teams tied	0.000	Temple	0.625
Red Zone Offense (127 ranked)	92	8	0.750	37 teams tied	1.000	Memphis Tulane Navy	1.000 1.000 1.000
Rushing Defense (127 ranked)	67	5	145.0	Boston College	7.0	Houston	49.5
Rushing Offense (127 ranked)	55	7	212.0	Georgia Tech	457.5	Navy	371.0
Sacks Allowed (126 ranked)	71	6	2.00	8 teams tied	0.00	Memphis	0.50
Scoring Defense (127 ranked)	43	5	18.5	Boston College Kansas St. Illinois	1.5 1.5 1.5	Navy	10.0
Scoring Offense (127 ranked)	60	6	32.5	Ole Miss	74.5	Memphis	59.0
Tackles for Loss Allowed (127 ranked)	37	3	4.50	4 teams tied	2.00	Cincinnati Memphis	3.00 3.00
Team Passing Efficiency (127 ranked)	29	4	157.21	Georgia Tech	285.04	Memphis	217.81
Team Passing Efficiency Defense (127 ranked)	21	2	95.74	Boston College	42.42	Memphis	93.89
Team Sacks (111 ranked)	13	2	3.50	Michigan St. Temple	5.50 5.50	Temple	5.50
Team Tackles for Loss (126 ranked)	2	1	11.0	Missouri	12.5	South Fla.	11.0
Time of Possession (127 ranked)	93	8	27:25	North Carolina St.	40:49	SMU	36:51
Total Defense (127 ranked)	45	4	311.5	Boston College	51.0	Memphis	242.0
Total Offense (127 ranked)	69	6	415.0	Baylor	754.0	Tulsa	609.0
Turnover Margin (127 ranked)	58	6	0.00	Miami (FL) Syracuse	3.00 3.00	Temple	2.00
Turnovers Gained (100 ranked)	86	8	2	5 teams tied	7	Temple	6
Turnovers Lost (127 ranked)	31	2	2	7 teams tied	0	Navy	1
Winning Percentage (109 ranked)	51	7	0.500	50 teams tied	1.000	6 teams tied	1.000

NCAA/CONFERENCE RANKINGS - INDIVIDUAL

Statistic	Player	National Rank	Conference Rank	Value	National Leader	Value	Conference Leader	Value
All Purpose (198 ranked)	Marlon Mack D'Ernest Johnson	87 118	12 16	114.50 104.00	Jahad Thomas, Temple	256.50	Jahad Thomas, Temple	256.50
Blocked Kicks (0 ranked)								
Combined Kick Returns (198 ranked)	Rodney Adams Tajee Fullwood	58 108	6 11	109 67	Janarion Grant, Rutgers	381	Brandon Wilson, Houston	226
Completion Percentage (116 ranked)	Quinton Flowers	70	9	0.600	Jacoby Brissett, North Carolina St.	0.844	Paxton Lynch, Memphis	0.811
Completions Per Game (100 ranked)	Quinton Flowers	98	10	12.00	Luke Falk, Washington St.	37.00	Blake Kemp, East Carolina	31.50
Field Goal Percentage (99 ranked)					40 players tied	1.000	5 players tied	1.000
Field Goals Per Game (84 ranked)	Emilio Nadelman	84	9	0.50	Redford Jones, Tulsa	3.00	Redford Jones, Tulsa	3.00
Forced Fumbles (19 ranked)	Kevin Bronson Eric Lee	19 19	4 4	0.50 0.50	18 players tied	1.00	Jarred Alwan, Temple Andrew McCleneghen, SMU Kevin McCoy, Navy	1.00 1.00 1.00
Fumbles Recovered (4 ranked)					Bobby Baker, Georgia St.	3	18 players tied	1
Interceptions (32 ranked)	Ronnie Hoggins	32	4	0.5	6 players tied	1.5	Andrew Adams, UConn Tyler Matakevich, Temple Adrian McDonald, Houston	1.0 1.0 1.0
Kickoff Return TDs (2 ranked)					Janarion Grant, Rutgers	2	Jahad Thomas, Temple Brandon Wilson, Houston	1 1
Kickoff Returns (93 ranked)	Rodney Adams	21	5	27.3	Morgan Burns, Kansas St.	57.3	Jahad Thomas, Temple	33.6
Passes Defended (37 ranked)					4 players tied	3.0	Tyler Matakevich, Temple Darrion Richardson, SMU	2.0 2.0
Passing Efficiency (116 ranked)	Quinton Flowers	63	8	138.9	Chad Kelly, Ole Miss	234.0	Paxton Lynch, Memphis	205.9
Passing TDs (25 ranked)	Quinton Flowers	25	1	4	Seth Russell, Baylor	9	5 players tied	4
Passing Yards (130 ranked)	Quinton Flowers	103	9	266	Matt Johnson, Bowling Green	915	Dane Evans, Tulsa	745
Passing Yards Per Game (130 ranked)	Quinton Flowers Steven Bench	103 130	9 12	133.0 70.0	Matt Johnson, Bowling Green	457.5	Dane Evans, Tulsa	372.5
Passing Yards per Completion (115 ranked)	Quinton Flowers	75	6	11.08	Dane Evans, Tulsa	20.14	Dane Evans, Tulsa	20.14
Points Responsible For (198 ranked)	Quinton Flowers D'Ernest Johnson	23 54	3 6	30 24	Patrick Mahomes, Texas Tech Seth Russell, Baylor	60 60	Matt Davis, SMU Greg Ward, Jr., Houston	36 36
Points Responsible For Per Game (200 ranked)	Quinton Flowers D'Ernest Johnson	25 59	3 7	15.0 12.0	Patrick Mahomes, Texas Tech Seth Russell, Baylor	30.0 30.0	Matt Davis, SMU Greg Ward, Jr., Houston	18.0 18.0
Punt Return TDs (2 ranked)					William Likely, Maryland	2	Roderick Proctor, Memphis	1
Punt Returns (77 ranked)	Tajee Fullwood	26	2	13.4	Christian Kirk, Texas A&M	37.3	Roderick Proctor, Memphis	13.9
Punting (81 ranked)	Mattias Ciabatti	15	2	45.5	Michael Carrizosa, San Jose St.	51.9	Caleb Houston, UCF	46.8
Receiving TDs (16 ranked)	D'Ernest Johnson	2	1	4	Corey Coleman, Baylor	5	D'Ernest Johnson, South Fla.	4
Receiving Yards (199 ranked)	D'Ernest Johnson Elkanah Dillon	41 106	6 12	166 126	Corey Coleman, Baylor	360	Keyarris Garrett, Tulsa	265
Receiving Yards Per Game (199 ranked)	D'Ernest Johnson Elkanah Dillon	42 105	6 13	83.0 63.0	Corey Coleman, Baylor	180.0	Keyarris Garrett, Tulsa	132.5
Receptions Per Game (181 ranked)	D'Ernest Johnson Marlon Mack	124 181	13 16	4.0 3.5	Daniel Braverman, Western Mich.	13.0	Isaiah Jones, East Carolina	10.0
Rush Yards Per Carry (168 ranked)	Marlon Mack Quinton Flowers	78 95	9 13	5.22 4.81	Chris Swain, Navy	11.45	Chris Swain, Navy	11.45
Rushing TDs (21 ranked)					Derrick Henry, Alabama Ray Lawry, Old Dominion	6 6	Chris Hairston, East Carolina Zack Langer, Tulsa	4 4
Rushing Yards (198 ranked)	Marlon Mack Quinton Flowers Darius Tice	32 165 165	5 17 17	214 101 101	Ray Lawry, Old Dominion	438	Jahad Thomas, Temple	328
Rushing Yards Per Game (199 ranked)	Marlon Mack Quinton Flowers Darius Tice	34 168 168	6 18 18	107.0 50.5 50.5	Ray Lawry, Old Dominion	219.0	Jahad Thomas, Temple	164.0
Sacks (77 ranked)	Daniel Awoleke Bruce Hector	24 24	3 3	1.00 1.00	Dale Pierson, Iowa St.	2.50	Tyler Matakevich, Temple Nate D. Smith, Temple	1.50 1.50
Scoring (155 ranked)	D'Ernest Johnson	16	2	12.0	Leonard Fournette, LSU Derrick Henry, Alabama Ray Lawry, Old Dominion	18.0 18.0 18.0	Redford Jones, Tulsa	13.5
Solo Tackles (96 ranked)					Khary Bailey-Smith, Massachusetts	12.0	Nico Marley, Tulane	9.5
Tackles For Loss (61 ranked)	Bruce Hector Demetrius Hill	17 35	1 4	2.0 1.8	Jordan Jenkins, Georgia	3.3	Matt Linscott, Tulsa Elandon Roberts, Houston Bruce Hector, South Fla.	2.0 2.0 2.0
Total Offense (199 ranked)	Quinton Flowers Marlon Mack	92 156	9 16	183.5 107.0	Matt Johnson, Bowling Green	466.0	Dane Evans, Tulsa	362.0
Total Tackles (128 ranked)					Kentrell Brothers, Missouri	16.0	Michael Mudoh, Tulsa	12.0
Yards per Pass Attempt (116 ranked)	Quinton Flowers	80	8	6.65	Chad Kelly, Ole Miss	13.93	Dane Evans, Tulsa	11.83
Yards per Reception (199 ranked)	Elkanah Dillon D'Ernest Johnson	5 36	2 7	31.50 20.75	Trevor Davis, California	42.50	Mekale McKay, Cincinnati	33.25

RECORDS WATCH

CAREER

CAREER 100-YARD RUSHING GAMES

RANK	NAME	GAMES	YEAR
1.	Andre Hall	12	2004-05
2.	B.J. Daniels	8	2008-12
3.	Rafael Williams	7	1997-2000
4.	Marlon Mack	5	2014-present
	Dyral McMillan	5	1998-99

CAREER RUSHING YARDAGE

RANK	NAME	YARDS	YEAR
1.	Andre Hall	2,731	2004-05
2.	Rafael Williams	2,253	1997-2000
3.	Matt Grothe	2,206	2006-09
4.	B.J. Daniels	2,068	2008-12
5.	Demetris Murray	1,787	2009-12
6.	Moise Plancher	1,739	2006-10
7.	Clenton Crossley	1,644	2001-04
8.	Mike Ford	1,502	2007-09
9.	Marlon Mack	1,255	2014-Present
10.	Dyral McMillan	1,246	1998-99

CAREER RECEPTIONS (BY A TIGHT END)

RANK	NAME	RECEPTIONS	YEAR
1.	Cedric Hill	60 (774)	2005-08
2.	Sean Price	58 (620)	2012-Present
3.	Mike McFarland	53 (618)	2011-2014

CAREER RECEIVING YARDS (BY A TIGHT END)

RANK	NAME	YARDS	YEAR
1.	Cedric Hill	774 (60)	2005-08
2.	Mike McFarland	643 (55)	2011-2014
3.	Sean Price	620 (58)	2012-Present

CAREER PUNTING AVERAGE

RANK	NAME	AVERAGE	YEAR
1.	Mattias Ciabatti	42.4	2012-Present
2.	Devin Sanderson	40.9	2000-02

CAREER PUNTING YARDAGE

RANK	NAME	YARDS	YEAR
1.	Brandon Baker	8,070	2002-05
2.	Delbert Alvarado	7,014	2006-09
3.	Devin Sanderson	6,995	2000-02
4.	Justin Brockhaus-Kann	6,851	2009-12
5.	Mattias Ciabatti	6,550	2012-present

CAREER PUNTS

RANK	NAME	YARDS	YEAR
1.	Brandon Baker	198	2002-05
2.	Justin Brockhaus-Kann	180	2009-12
3.	Delbert Alvarado	174	2006-09
4.	Devin Sanderson	171	2000-02
5.	Tony Umholtz	161	1997-99
	Mattias Ciabatti	154	2012-present

CAREER PUNTS INSIDE THE 20

RANK	NAME	NUMBER	YEAR
1.	Justin Brockhaus-Kahn	68	2009-12
	Mattias Ciabatti	47	2012-present

CAREER FORCED FUMBLES

RANK	NAME	FF	DATE
1.	George Selvie	9	2006-0
2.	Nigel Harris	6	2013-present
	DeDe Lattimore	6	2010-13
	Terrence Boyd	6	2002-05
	Kevin Verpaele	6	2000-03



SEASON

RUSHING YARDS

RANK	NAME	YARDS	YEAR
1.	Andre Hall	1,374	2005
2.	Andre Hall	1,357	2004
3.	Marlon Mack	1,041	2014
4.	Dyral McMillan	1,017	1999
5.	Matt Grothe	872	2007
6.	Darrell Scott	814	2011
7.	Moise Plancher	793	2010
8.	B.J. Daniels	772	2009
9.	Marcus Shaw	763	2013
10.	Rafael Williams	729	1997
	Marlon Mack	214	2015

RUSHING TOUCHDOWNS

RANK	NAME	NUMBER	YEAR
1.	Andre Hall (Sr.)	13	2005
2.	Mike Ford (Fr.)	12	2007
3.	Andre Hall (Jr.)	11	2004
4.	Matt Grothe (So.)	10	2007
5.	Marlon Mack & Five	9	2014
	Marlon Mack	1	2015

RECEIVING TOUCHDOWNS (by a running back)

RANK	NAME	NUMBER	YEAR
1.	D'Ernest Johnson	4	2015

RECEIVING YARDS (by a running back)

RANK	NAME	YARDS	YEAR
1.	D'Ernest Johnson	166	2015

MOST 100-YARD RUSHING GAMES

RANK	NAME	NUMBER	YEAR
1.	Andre Hall	6	2005
	Andre Hall	6	2004
3.	Marlon Mack	4	2014
	B.J. Daniels	4	2009
	Dyral McMillan	4	1999
6.	Marcus Shaw	3	2013
	Matt Grothe	3	2007
	Rafael Williams	3	1997
	Marlon Mack	1	2015

PUNTING AVERAGE

RANK	NAME	AVG	DATE
1.	Mattias Ciabatti	44.4	2014
2.	Devin Sanderson	41.9	2002
	Mattias Ciabatti	44.5	2015

GAME

RUSHING YARDS

RANK	NAME	ATTEMPTS	YARDS	OPPONENT
1.	Marlon Mack (Fr.)	24	275	vs. W. Carolina, 8/30/14
	Andre Hall (Jr.)	29	275	at UAB, 11/3/04
3.	Dyral McMillan (Sr.)	34	258	vs. New Haven, 11/6/99
10.	Andre Hall (Sr.)	35	168	at Rutgers, 11/5/05
20.	Dyral McMillan (Sr.)	14	144	vs. N Hampshire, 10/23/99
30.	Marlon Mack	23	131	vs. FAMU 9/5/15

RECEIVING YARDS (BY A TIGHT END)

RANK	NAME	YARDS	YEAR
1.	Elkanah Dillon	126 (4)	vs. FAMU, 9/5/15
2.	Trevor Hypolite	75 (7)	at Citadel, 9/13/97

USF ATHLETIC COMMUNICATIONS

4202 E. Fowler Ave., ATH 100, Tampa, FL 33620
OFFICE: 813-974-2125 FAX: 813-974-5328

Brian Siegrist,
Associate AD for Communications
O: (813) 974-4086 | C: (813)-293-3897 |
siegrist@usf.edu

Steve Schoon,
Assistant Director of Communications
O: (813) 974-4087 | C: (620)-218-1693 |
schoons@usf.edu

Mark Heise,
Assistant Director of Communications
O: (813) 974-5755 | C: (320)-333-2647 |
mheise@usf.edu

Website www.GoUSFBulls.com



USF MEDIA POLICIES

WEEKLY PRESS CONFERENCE

USF hosts a weekly press conference every Tuesday during a regular game week. An offensive and defensive player will be available at 11 a.m. in the Hall of Fame Room. Coach Taggart will take the podium at 11:30 a.m.

CREDENTIAL REQUESTS

USF has taken the football media credentialing system to the web. The online application process for football credentials can be found at www.sportssystem.com/usf. If you are requesting multiple credentials for a group, a form must be submitted for each person. A USF staff member will then send you a confirmation e-mail. Individual game credential requests must be made by Noon on Wednesday of each game week. These credentials will be available for pickup at USF, starting Thursday at Noon.

INTERVIEW POLICIES

Under no circumstances should media members contact USF coaches or student-athletes without prior consent and approval from Associate Director of Athletics Brian Siegrist. The same policy applies to the family members of student-athletes. To request interviews outside of regularly-scheduled availabilities, please contact the USF Communications department at least 24 hours in advance.

PLAYER INTERVIEWS

Players will be available three times per week during a normal game week. Those availabilities will occur before on Tuesday (press conference) and after practice Wednesday (10:00 a.m.) and Thursday (10:00 a.m.) as well as during requested one-on-one periods on Thursday. To request a specific player for feature interviews, please contact the USF Communications department at least 24 hours in advance.

STAFF INTERVIEWS

Coach Taggart will be available three times per week during a normal game weeks. Taggart is available Monday (12:10 p.m. AAC Conference Call), Tuesday at his weekly press conference (11:30 a.m.) and Thursday after practice on the field. Coordinators will be available after practice on Wednesday at 10:00 a.m.

POSTGAME POLICY

The USF locker room is closed at all times. Coach Taggart will address the media following his postgame with the team. USF will take interview requests for players at the beginning of the fourth quarter. On the road, USF will conduct interviews at the designated location by the host institution.

AMERICAN ATHLETIC CONFERENCE TELECONFERENCE

The American Athletic Conference football coaches will hold a weekly teleconference for the media taking place each Monday during the season starting on Monday Aug. 26. Each coach will be available for approximately 10 minutes. Media representatives may contact the USF Communications office to obtain the number. The schedule of coaches is as follows (all times Eastern):

11:00 a.m.	Ken Niumatalolo, Navy	Noon	Tommy Tuberville, Cincinnati
11:10 a.m.	Chad Morris, SMU	12:10 p.m.	Willie Taggart, USF
11:20 a.m.	Bob Diaco, UConn	12:20 p.m.	Matt Rhule, Temple
11:30 a.m.	Ruffin McNeill, East Carolina	12:30 p.m.	Justin Fuente, Memphis
11:40 a.m.	Philip Montgomery, Tulsa	12:40 p.m.	George O'Leary, UCF
11:50 a.m.	Tom Herman, Houston	12:50 p.m.	Curtis Johnson, Tulane

COLLEGE PRESS BOX.COM

CollegePressBox.com is a great resource for media covering the Bulls and the AAC. Not only does it have media guides from the entire conference, but it also houses logos, head shots, action shots and much more. For access to the site, email Ted Gangi at webmasteratcollegepressbox.com.

OTHER WAYS TO FOLLOW THE BULLS

▼ WEEKLY USF FOOTBALL MEDIA SCHEDULE ▼

MON	TUES	WED	THURS	FRI	SAT	SUN
AAC Teleconference: Taggart (12:10pm) Taggart Radio Show: 7-8 p.m. 820 AM	Practice: 8:30-10:30 Media Watch last 20 News Conference Players: 11 AM Coach Taggart: 11:30	Practice: 8:30-10:30 Media Watch last 20. Players/Coordinators after practice	Practice: 9:30-11:00 Media Watch last 20. Coach Taggart after practice Player 1-on-1's by request	No availability	GAME DAY Post game availability	No availability

WIDE RECEIVERS/TIGHT ENDS**#1 CHRIS BARR**

Receptions 3, vs. FAMU (9/5/15)
 Receiving Yards 24, at FSU (9/12/15)
 Receiving TDs -
 Long Reception 24, at FSU (9/12/15)

#6 A.J. LEGREE

Receptions 3, vs. Vanderbilt (at Kentucky)
 Receiving Yards 47, vs. Vanderbilt (at Kentucky)

#81 WR RYSHENE BRONSON

Receptions 2, vs. NC State (9/13/14)
 Receiving Yards 80, vs. NC State (9/13/14)
 Receiving TDs 1, vs. NC State (9/13/14)
 Long Reception 75, vs. NC State (9/13/14)

#87 WR RODNEY ADAMS

Receptions 4, vs. UConn (9/19/14)
 Receiving Yards 68, twice, last at Cincinnati (10/24/14)
 Receiving TDs 1, vs. UConn (9/19/14)
 Long Reception 67, at Cincinnati (10/24/14)
 Rushes 2, at Wisconsin (9/27/14)
 Rushing Yards 33, at Wisconsin (9/27/14)
 Long Rush 26, at Wisconsin (9/27/14)
 Kick Return Yards 75, at Tulsa (10/18/14)
 Kick Return Long 37, at Tulsa (10/18/14)

#11 TE MARLON POPE

Receptions 1, vs. Western Carolina (08/30/14)
 Receiving Yards 10, vs. Western Carolina (08/30/14)

#12 TE SEAN PRICE

Receptions 5, vs. Cincinnati (11/23/12)
 Receiving Yards 51, vs. UCF (11/29/13)
 Receiving TDs 1, vs. Louisville (10/20/12)
 Long Reception 32, vs. Western Carolina (08/30/14)

#85 ELKANAH DILLON

Receptions 4, vs. FAMU (9/5/15)
 Receiving Yards 126, vs. FAMU (9/5/15)
 Receiving TDs 1, vs. FAMU (9/5/15)
 Long Reception 62 (TD), vs. FAMU (9/5/15)

QUARTERBACKS**#2 QB STEVEN BENCH**

Completions 14, vs. Maryland (9/6/14)
 Attempts 36, vs. Maryland (9/6/14)
 Passing Yards 189, vs. Miami (09/28/13)
 Long Pass 67, at Cincinnati (10/24/14)
 Passing TDs 2, at Cincinnati (10/24/14)
 Rushes 11, vs. FAU (09/14/13)
 Rushing Yards 29, vs. Miami (09/28/13)
 Long Rush 15, vs. FAMU (9/5/15) & vs. Maryland (9/6/14)
 Rushing TDs 1, vs. FAMU (9/5/15) & vs. Maryland (9/6/14)

#9 QB QUINTON FLOWERS

Completions 12, 2x, last at FSU (9/12/15)
 Attempts 24, at FSU (9/12/15)
 Passing Yards 141, vs. FAMU (9/5/15)
 Long Pass 71 (TD), at FSU (9/12/15)
 Passing TDs 2, 2x, last at FSU (9/12/15)
 Rushes 14, at FSU (9/12/15)
 Rushing Yards 63, vs. FAMU (9/5/15)
 Long Rush 29 (TD), vs. FAMU (9/5/15)
 Rushing TDs 1, vs. FAMU (9/5/15)

RUNNINGBACKS/FULLBACKS**#5 RB MARLON MACK**

Rushes 31, vs. UConn (9/19/14)
 Rushing Yards 275, vs. Western Carolina (08/30/14)
 Long Rush 75 (TD), at Memphis (11/22/14)
 Rushing TDs 4, vs. Western Carolina (08/30/14)
 Receptions 8, at Memphis (11/22/14)
 Receiving Yards 57 at Memphis (11/22/14)

#31 RB DARIUSTICE

Rushes 11, vs. UConn (10/12/13)
 Rushing Yards 77, vs. FAMU (9/5/15)
 Long Rush 44, vs. FAMU (9/5/15)
 Receptions 3, at Memphis (11/22/14)
 Receiving Yards 18, at Memphis (11/22/14)
 Long Reception 15, at Tulsa (10/18/14)

#32 RB D'ERNEST JOHNSON

Rushes 10, vs. UConn (10/12/13)
 Rushing Yards 42, vs. UConn (10/12/13)
 Long Rush 10, vs. UConn (10/12/13)
 Receptions 5, at FSU (9/12/15)
 Receiving Yards 89, at FSU (9/12/15)
 Receiving TDs 2, 2x, last at FSU (9/12/15)
 Long Reception 71 (TD), at FSU (9/12/15)

SPECIALISTS**#49 P MATTIAS CIABATTI**

Punts 10, at FSU (9/12/15)
 Yards 445, at FSU (9/12/15)
 Avg 49.0, at SMU (11/15/14)
 Long 68, vs. Cincinnati (10/05/13)
 I20 5, 2x, last at SMU (11/15/14)

#35 EMILIO NADELMAN

Field Goals 1, vs. FAMU (9/5/15)
 Long Field Goal 22, vs. FAMU (9/5/15)

DEFENSIVE BACKS

#2 DB JAMIE BYRD

Tackles 14, twice, last vs. Houston (11/1/14)
 TFL 1, three times, last vs. FAMU (9/5/15)
 INT 1, vs. Western Carolina (8/30/14)
 Touchdown 0
 PBU 1, three times
 FF 1, vs. Maryland (9/6/14)

#3 DB DEATRICK NICHOLS

Tackles 3, 2x, last at FSU (9/12/15)
 INT -
 TFL 1.5, vs. FAMU (9/5/15)
 PBU 1, at FSU (9/12/15)

#6 DB LAMAR ROBBINS

Tackles 5, at SMU (11/15/14)
 INT 1, 2x, last vs. N.C. State (9/13/14)
 TFL 1, 2x, last at NC State (9/13/14)
 PBU 1, 3x, last at Tulsa (10/18/14)
 FR 1, at Rutgers (12/7/13)

#18 DB JAYMON THOMAS

Tackles 2, vs. FAMU (9/5/15)
 TFL -
 INT -

#19 DB RONNIE HOGGINS

Tackles 3, vs. FAMU (9/5/15)
 TFL -
 INT 1, vs. FAMU (9/5/15)

#20 DB DEVIN ABRAHAM

Tackles 6, twice, last at Cincinnati (10/24/14)
 TFL 1, 2x, last at SMU (11/15/14)
 INT 0
 Touchdown 0
 PBU 0
 FF 1, vs. Maryland (9/6/14)

#21 DB KHALID MCGEE

Tackles 1, vs. FAMU (9/5/15)
 TFL -
 INT -

#23 DB MAZZI WILKINS

Tackles 3, vs. FAMU (9/5/15)
 TFL -
 INT -

#24 DB JOHNNY WARD

Tackles 7, vs. East Carolina (10/11/14)
 Sacks 0
 TFL 1, 2x, last: vs. UCF (11/29/13)
 FR 1, twice, last vs. Maryland (9/6/14)
 FF 1, at UCF (11/29/13)
 INT 1, 2x, last vs. East Carolina (10/11/14)
 PBU 1, 2x, last at FSU (9/12/15)

#30 DB JALEN SPENCER

Tackles 3, vs. FAMU (9/5/15)
 TFL -
 INT 1, vs. FAMU (9/5/15)

#36 DB NATE GODWIN

Tackles 14, at Wisconsin (9/27/14)
 TFL 1, 2x, last vs. UConn (9/19/14)
 INT 1, vs. UCF (11/29/13)
 Touchdown 1, vs. Cincinnati (10/05/13)
 FR 1, at Wisconsin (9/27/14)
 PBU 2, vs. UConn (10/12/13)

#37 DB NATE FERGUSON

Tackles 1, vs. FAMU (9/5/15)
 TFL -
 INT -

DEFENSIVE LINEMEN

#9 DT DEMETRIUS HILL

Tackles 5, vs. FAMU (9/5/15)
 Sacks 1, three times, vs. FAMU (9/5/15)
 TFL 3.0, vs. FAMU (9/5/15)
 PBU 2, vs. FAMU (9/5/15)

#10 DT DEADRIN SENAT

Tackles 8, at FSU (9/12/15)
 Sacks -
 TFL 1, at FSU (9/12/15)

#52 DE ZACK BULLOCK

Tackles 4, twice, vs. FAMU (9/5/15)
 Sacks -
 TFL 0.5, 2x, last at FSU (9/12/15)

#60 DT BRUCE HECTOR

Tackles 6, vs. FAMU (9/5/15)
 Sacks 2.0, vs. FAMU (9/5/15)
 TFL 3.0, vs. FAMU (9/5/15)

#90 DT JAMES HAMILTON

Tackles 4, twice, last Syracuse, 2012
 TFL 1, 3x, last at FSU (9/12/15)
 FR 1, at Louisville, 2012

#91 DT ERIC LEE

Tackles 6, vs. Syracuse (10/27/12)
 Sacks 0.5, vs. Miami (11/17/12)
 TFL 1.5, vs. FAMU (9/5/15)
 FF 1, vs. FAMU (9/5/15)

#93 DT DANIEL AWOLEKE

Tackles 2, vs. FAMU (9/5/15)
 Sacks 1, 2x, last at FSU (9/12/15)
 TFL 1.5, at FSU (9/12/15)

#98 DE MIKE LOVE

Tackles 2, 2x, last at FSU (9/12/15)
 Sacks 1.0, at FSU (9/12/15)
 TFL 1.0 at FSU (9/12/15)

LINEBACKERS

#29 LB C.J. GARYE

Tackles 5, vs. FAMU (9/5/15)
 Sacks -
 TFL -

#43 LB AUGGIE SANCHEZ

Tackles 11, at Tulsa (10/18/14)
 Sacks -
 TFL 1.0, at Memphis (11/22/14)
 FR 1, vs. Maryland (9/6/14)
 INT 1, vs. Maryland (9/6/14)
 PBU 1, vs. East Carolina (10/11/14)

#51 LB TASHON WHITEHURST

Tackles 8, vs. UConn (11/03/12)
 Sacks 1, 2x, last vs. East Carolina (10/11/14)
 TFL 2, at Cincinnati (10/24/14)
 FR 1, vs. UConn (11/03/12)
 PBU 1, at Tulsa (10/18/14)

#53 LB DANNY THOMAS

Tackles 6, at FSU (9/12/15)
 Sacks -
 TFL -

#57 LB NIGEL HARRIS

Tackles 12, vs. FAU (09/14/13)
 Sacks 1, vs. NC State (9/13/14)
 TFL 3, vs. UCF (11/28/14)
 PBU 1, vs. Cincinnati (10/05/13)
 FF 2, vs. Maryland (9/6/14)
 FR 1, 2x, last vs. UCF (11/28/14)

SCORING BY QUARTERS

	1	2	3	4	F
Florida A&M	0	0	3	0	3
USF	3	13	14	21	51

Attendance: 30,434 Time: 3:23

1st Quarter

USF - Nadelman 22-yd field goal, 2:00
8 plays, 39 yards (2:59)
USF 3 - FAMU 0

2nd Quarter

USF - Johnson 22-yd pass from Flowers (Ciabatti rush failed) 7:24
12 plays, 62 yards (4:57)
USF 10 - FAMU 0

USF - Johnson 45-yd pass from Flowers (Nadelman kick), 1:16
4 plays, 88 yards (1:03)
USF 16 - FAMU 0

3rd Quarter

USF - Flowers 29-yd run (Nadelman kick), 14:04
3 plays, 66 yards (0:55)
USF 23 - FAMU 0

USF - Dillon 62-yd pass from Bench (Nadelman kick), 8:51
5 plays, 71 yards (2:37)
USF 30 - FAMU 0

FAMU - Blanton 21-yd field goal, 4:29
14 plays, 71 yards (4:22)
USF 30 - FAMU 3

4th Quarter

USF - Mack 1-yd run (Nadelman kick), 11:47
3 plays, 39 yards (0:33)
USF 37 - FAMU 3

USF - Bench 15-yd run (Nadelman kick), 2:58
4 plays, 63 yards (1:06)
USF 44 - FAMU 3

USF - Tice 2-yd run (Nadelman kick), 0:29
3 plays, 53 yards (1:05)
USF 51 - FAMU 3

Team Statistics	FAMU	USF
FIRST DOWNS	11	27
NET YARDS RUSHING	34-12	46-275
NET YARDS PASSING	170	281
Completions-Attempts-Int	20-38-2	20-26-1
TOTAL OFFENSE YARDS	182	556
PUNTS-YARDS	10-395	5-237
Punt returns: Number-Yards-TD	3-19-0	4-27-0
Kickoff returns: Number-Yds-TD	6-133-0	1-33-0
Interceptions: Number-Yds-TD	1-0-0	2-2-0
Penalties: Number-Yards	10-61	11-97
Fumbles: Number-Lost	1-0	4-0
Sacks By: Number-Yards	1-3	4-24
Third-Down Conversions	5 of 19	4 of 12
Fourth-Down Conversions	0 of 2	1 of 2
Possession Time	31:47	28:13

GAME 1: USF 51, FLORIDA A&M 3

RAYMOND JAMES STADIUM • TAMPA, FLA.

SEPT. 5, 2015 • 7 PM • ESPN3

USF 1-0 • FAMU 0-1

- USF improved to 14-5 in season openers and 18-1 in home openers.
- The Bulls' offense posted 556 yards, the seventh-most in program history, and scored the most points since 2011.
- USF scored just 56 seconds into the second half and went on to post 35 points after the break.
- QB Quinton Flowers completed 12 of 16 passes for 141 yards and two TDs. Flowers ran for 63 yards and a TD in his second start.
- TE Elkanah Dillon made four catches for 126 yards and a 62-yard TD in his collegiate debut. He was the first Bull not named Andre Davis to post 100 receiving yards since 2011.
- RB D'Ernest Johnson set new career highs with two touchdown catches and 67 receiving yards.
- RB Marlon Mack recorded his fifth-career 100-yard rushing game with 131 yards and one TD on 23 carries.
- RB Darius Tice set a new career high with 77 rushing yards.
- The Bulls' defense allowed just 12 rushing yards overall and one first down in the first half.
- In the new 4-2-5 scheme, USF forced six straight three-and-outs to start the game and eight total in the game.
- The Bulls didn't allow a first down until 4:30 remaining in the first half.
- USF held FAMU to 182 total yards of offense. The Bulls posted 15.0 tackles for loss, the most in a game since recording 16.0 vs. UCF on Oct. 13, 2007.
- DT Bruce Hector recorded the first two sacks of his career and finished with career highs of six tackles and 3.0 tackles for loss.
- DL Demetrius Hill tied for the team lead and set a career high with 3.0 tackles for loss.
- LB Auggie Sanchez led USF for the second time in his career with 10 tackles.
- PK Emilio Nadelman made his first-career field goal, a 22-yard attempt in the first quarter, to give USF a 3-0 lead.
- Ray Guy Award candidate Mattias Ciabatti averaged 47.4 yards on five punts.
- USF played seven true freshmen and 17 freshmen eligibility players. USF has played 25 true freshmen in the past three seasons, starting 15.
- Four Bulls made first-career starts: True freshman WR Chris Barr; senior RT Mak Djulbegovic; senior DT James Hamilton and graduate LB C.J. Garye.

FLORIDA A&M

Rushing	Att	Yds	TD	Lg
Kenneth Coleman	6	23	0	9
Kareem Smith	1	4	0	4
Devondric Nealy	14	2	0	6
Gerald Hearn	9	-2	0	3
Carson Royal	4	-15	0	2
Totals	34	12	0	9

Passing	Att	Cmp	Yds	TD	Int	Lg
Kenneth Coleman	29	14	135	0	2	29
Carson Royal	9	6	35	0	0	16
Totals	38	20	170	0	2	29

Receiving	No	Yds	TD	Lg
Brandon Norwood	7	51	0	16
Devondric Nealy	4	56	0	29
Kareem Smith	4	5	0	4
Jairockei Jones	2	12	0	7
Montav Williams	1	27	0	27
Desmond Noird	1	16	0	16
Kenyan Foster	1	3	0	3
Totals	20	170	0	29

Punting	No	Yds	Avg	Lg
Colby Blanton	10	395	39.5	51
Totals	10	395	39.5	51

Punt Returns	No	Yds	Lg
Devondric Nealy	3	19	11
Totals	3	19	11

Kickoff Returns	No	Yds	Lg
Devondric Nealy	2	53	25
Jairockei Jones	2	41	32
Kenyan Foster	2	39	22
Totals	6	133	32

Defensive Leaders

Unassisted Tackles: 6 - Jules Dornevil
Assisted Tackles: 6 - Akil Blount
Total Tackles: 11 - Akil Blount
Sacks: 0.5 - Elijah Price, Trevor Bone

USF

Rushing	Att	Yds	TD	Lg
Marlon Mack	23	131	1	32
Darius Tice	8	77	1	44
Quinton Flowers	7	63	1	29
Steven Bench	4	20	1	15
D'Ernest Johnson	2	15	0	14
Totals	46	275	4	44

Passing	Att	Cmp	Yds	TD	Int	Lg
Quinton Flowers	16	12	141	2	1	45
Steven Bench	10	8	140	1	0	62
Totals	20	26	281	3	1	62

Receiving	No	Yds	TD	Lg
Elkanah Dillon	4	126	1	62
Sean Price	3	31	0	13
Chris Barr	3	14	0	12
D'Ernest Johnson	2	67	2	45
Ryshene Bronson	2	24	0	16
A.J. Legree	2	9	0	5
Marlon Mack	2	6	0	6
Darius Tice	1	3	0	3
Rodney Adams	1	1	0	1
Totals	20	281	3	62

Punting	No	Yds	Avg	Lg
Mattias Ciabatti	5	237	47.4	53
Totals	5	237	47.4	53

Punt Returns	No	Yds	Lg
Tajee Fullwood	3	21	19
Jordan Reed	1	6	6
Totals	4	27	19

Kickoff Returns	No	Yds	Lg
Rodney Adams	1	33	33
Totals	1	33	33

Defensive Leaders

Unassisted Tackles: 4 - Auggie Sanchez, Bruce Hector, C.J. Garye, Demetrius Hill
Assisted Tackles: 6 - Auggie Sanchez
Total Tackles: 10 - Auggie Sanchez
Sacks: 2.0 - Bruce Hector

SCORING BY QUARTERS

	1	2	3	4	F
USF	0	7	0	7	14
FLORIDA STATE	7	0	17	10	34

Attendance: 72,811 Time: 3:38

1st Quarter

FSU - Cook 74-yd run (Aguayo kick), 4:45
 2 plays, 74 yards (2:57)
 FSU 7 - USF 0

2nd Quarter

USF - Johnson 1-yd pass from Flowers (Nadelman kick), 11:57
 7 plays, 45 yards (2:57)
 FSU 7 - USF 7

USF - Mack 62 yd run (Kloss kick)
 1 play, 62 yards 0:10
 USF 13 - Western Carolina 14

3rd Quarter

FSU - Cook 24-yd run (Aguayo kick), 13:08
 4 plays, 39 yards (1:42)
 FSU 14 - USF 7

FSU - Aguayo 30-yd field goal, 6:40
 9 plays, 67 yards (3:27)
 FSU 17 - USF 7

FSU - Jesus Wilson 23-yd pass from Golson (Aguayo kick), 0:38
 9 plays, 90 yards (4:07)
 FSU 24 - USF 7

4th Quarter

USF - Johnson 71-yd pass from Flowers (Nadelman kick), 14:50
 2 plays, 75 yards (0:48)
 FSU 24 - USF 14

FSU - Aguayo 38-yd field goal, 8:46
 13 plays, 43 yards (6:04)
 FSU 27 - USF 14

FSU - Cook 37-yd run (Aguayo kick), 1:55
 11 plays, 88 yards (5:51)
 FSU 34 - USF 14

Team Statistics

	USF	FSU
FIRST DOWNS	11	21
NET YARDS RUSHING	36-149	46-278
NET YARDS PASSING	125	163
Completions-Attempts-Int	12-24-1	14-26-0
TOTAL OFFENSE YARDS	274	441
PUNTS-YARDS	10-445	7-284
Punt returns: Number-Yards-TD	22-46-0	6-40-0
Kickoff returns: Number-Yds-TD	4-99-0	2-56-0
Interceptions: Number-Yds-TD	0-0-0	1-0-0
Penalties: Number-Yards	2-21	7-50
Fumbles: Number-Lost	0-0	1-0
Sacks By: Number-Yards	3-31	3-8
Third-Down Conversions	1 of 13	3 of 13
Fourth-Down Conversions	1 of 1	1 of 1
Possession Time	37:21	22:34

GAME 2: NO. 11/8 FLORIDA STATE 34, USF 14

DOAK CAMPBELL STADIUM • TALLAHASSEE, FLA.

SEPT. 12, 2015 • 11:30 AM • ESPN

USF 1-1 • FSU 2-0

- USF headed into halftime tied with FSU, 7-7, and didn't commit a penalty in the first two quarters.
- USF held FSU to 110 yards, 6 passing yards and three first downs in the first half.
- FSU improved to 2-1 all-time against the Bulls. USF defeated FSU, 17-7, in Tallahassee in 2009. FSU will make the trip to Tampa next season.
- The Seminoles seized the momentum with 17 unanswered points in the third quarter.
- The announced attendance of 72,811 was the 10th-largest crowd to watch USF on the road.
- Quinton Flowers threw two TD passes to D'Ernest Johnson. The second, a 71-yard strike, was a career long for both players.
- The 71-yard touchdown pass capped the Bulls' quickest drive of the season of two plays, 75 yards in 48 seconds.
- D'Ernest Johnson's four TD receptions are a season record by a USF running back. Three of those went for more than 20 yards, with plays of 22 and 45 yards against FAMU and one for 71 yards against FSU.
- D'Ernest Johnson's five receptions for 89 yards were career highs.
- FSU's Dalvin Cook rushed for a career-high 266 yards, the most ever allowed by USF. The previous record was set by Memphis' DeAngelo Williams, who rushed for 263 yards on Nov. 27, 2004.
- Mattias Ciabatti's 10 punts tied for the most ever in a game at USF. Ciabatti tied Justin Brockhaus-Kann, who kicked 10 at Miami in 2010.
- Tajee Fullwood's punt return of 46 yards was USF's longest since Chris Dunkley went 50 yards against SMU on Nov. 23, 2013.
- Mike Love's first-quarter sack was the first of his career. FSU lost 12 yards on the play.
- James Hamilton's third-quarter sack was the first sack of his career.
- Deadrin Senat finished with a career-high eight tackles.
- Tajee Fullwood finished with a career-high five tackles.
- Chris Barr's 24-yard reception in the second quarter was a career high. USF scored a touchdown three plays later.
- USF committed no penalties in the first half. It was the first time USF had no penalties in a half since Nov. 23, 2012 at Cincinnati. The Bulls had one penalty in that game.
- The last unranked team to defeat the Seminoles in Tallahassee was USF back in 2009.
- FSU posted its 16th consecutive home victory. FSU hasn't lost at home since Florida defeated the Seminoles, 37-26, on Nov. 24, 2012.

USF

Rushing	Att	Yds	TD	Lg
Marlon Mack	18	83	0	14
Quinton Flowers	14	38	0	23
Darius Tice	2	24	0	16
D'Ernest Johnson	2	4	0	4
Totals	36	149	0	23

Passing	Att	Cmp	Yds	TD	Int	Lg
Quinton Flowers	24	12	125	2	1	71
Totals	24	12	125	2	1	71

Receiving	No	Yds	TD	Lg
D'Ernest Johnson	5	89	2	71
Marlon Mack	5	9	0	9
Chris Barr	1	24	0	24
Darius Tice	1	3	0	3
Totals	12	125	2	71

Punting	No	Yds	Avg	Lg
Mattias Ciabatti	10	445	44.5	56
Totals	10	445	44.5	56

Punt Returns	No	Yds	Lg
Tajee Fullwood	2	46	46
Totals	2	46	46

Kickoff Returns	No	Yds	Lg
Rodney Adams	3	76	34
D'Ernest Johnson	1	23	23
Totals	4	99	34

Defensive Leaders

Unassisted Tackles: 6 - Nate Godwin
 Assisted Tackles: 3 - Nate Godwin, Deadrin Senat, Jamie Byrd, Tajee Fullwood
 Total Tackles: 9 - Nate Godwin
 Sacks: 1.0 - James Hamilton, Daniel Awoleke, Mike Love

FLORIDA STATE

Rushing	Att	Yds	TD	Lg
Dalvin Cook	30	266	3	74
Mario Pender	7	29	0	21
Team	1	-2	0	0
Everett Golson	8	-15	0	6
Totals	46	278	3	74

Passing	Att	Cmp	Yds	TD	Int	Lg
Everett Golson	26	14	163	1	0	23
Totals	26	14	163	1	0	23

Receiving	No	Yds	TD	Lg
Travis Rudolph	6	55	0	18
Jesus Wilson	3	54	1	23
Ja'Vonn Harrison	2	20	0	11
Kermit Whitfield	2	19	0	15
Freddie Stevenson	1	15	0	15
Totals	14	163	1	23

Punting	No	Yds	Avg	Lg
Cason Beatty	7	284	40.6	46
Totals	7	284	40.6	46

Punt Returns	No	Yds	Lg
Jesus Wilson	6	40	18
Totals	6	40	18

Kickoff Returns	No	Yds	Lg
Kermit Whitfield	1	56	56
Freddie Stevenson	1	0	0
Totals	2	56	56

Defensive Leaders

Unassisted Tackles: 6 - Jacob Pugh
 Assisted Tackles: 3 - Reggie Northrup, Derrick Nnadi
 Total Tackles: 7 - Jacob Pugh, Ro'Derrick Hoskins
 Sacks: 1.0 - Jacob Pugh, Giorgio Newberry, Derwin James

The Automated ScoreBook
 USF Overall Team Statistics (as of Sep 12, 2015)
 All games

Team Statistics	USF	OPP
SCORING	65	37
Points Per Game	32.5	18.5
Points Off Turnovers	7	0
FIRST DOWNS	38	32
Rushing	21	12
Passing	14	16
Penalty	3	4
RUSHING YARDAGE	424	290
Yards gained rushing	482	382
Yards lost rushing	58	92
Rushing Attempts	82	80
Average Per Rush	5.2	3.6
Average Per Game	212.0	145.0
TDs Rushing	4	3
PASSING YARDAGE	406	333
Comp-Att-Int	32-50-2	34-64-2
Average Per Pass	8.1	5.2
Average Per Catch	12.7	9.8
Average Per Game	203.0	166.5
TDs Passing	5	1
TOTAL OFFENSE	830	623
Total Plays	132	144
Average Per Play	6.3	4.3
Average Per Game	415.0	311.5
KICK RETURNS: #-Yards	5-132	8-189
PUNT RETURNS: #-Yards	6-73	9-59
INT RETURNS: #-Yards	2--2	2-0
KICK RETURN AVERAGE	26.4	23.6
PUNT RETURN AVERAGE	12.2	6.6
INT RETURN AVERAGE	-1.0	0.0
FUMBLES-LOST	4-0	2-0
PENALTIES-Yards	13-118	17-111
Average Per Game	59.0	55.5
PUNTS-Yards	15-682	17-679
Average Per Punt	45.5	39.9
Net punt average	40.2	35.6
KICKOFFS-Yards	12-726	9-570
Average Per Kick	60.5	63.3
Net kick average	36.4	40.3
TIME OF POSSESSION/Game	27:25	32:35
3RD-DOWN Conversions	5/25	8/32
3rd-Down Pct	20%	25%
4TH-DOWN Conversions	2/3	1/3
4th-Down Pct	67%	33%
SACKS BY-Yards	7-55	4-11
MISC YARDS	0	0
TOUCHDOWNS SCORED	9	4
FIELD GOALS-ATTEMPTS	1-1	3-3
ON-SIDE KICKS	0-0	0-0
RED-ZONE SCORES	(6-8) 75%	(3-3) 100%
RED-ZONE TOUCHDOWNS	(5-8) 63%	(0-3) 0%
PAT-ATTEMPTS	(8-8) 100%	(4-4) 100%
ATTENDANCE	30434	72811
Games/Avg Per Game	1/30434	1/72811
Neutral Site Games		0/0

Score by Quarters	1st	2nd	3rd	4th	OT	Total
USF	3	20	14	28	0	65
Opponents	7	0	20	10	0	37

The Automated ScoreBook
 USF Overall Individual Statistics (as of Sep 12, 2015)
 All games

Rushing	gp	att	gain	loss	net	avg	td	lg	avg/g
MACK, Marlon	2	41	227	13	214	5.2	1	32	107.0
FLOWERS, Quinto	2	21	112	11	101	4.8	1	29	50.5
TICE, Darius	2	10	101	0	101	10.1	1	44	50.5
BENCH, Steven	2	4	23	3	20	5.0	1	15	10.0
JOHNSON, D'Erne	2	4	19	0	19	4.8	0	14	9.5
TEAM	1	2	0	31	-31	-15.5	0	0	-31.0
Total	2	82	482	58	424	5.2	4	44	212.0
Opponents	2	80	382	92	290	3.6	3	74	145.0

Passing	gp	effic	comp-att-int	pct	yds	td	lg	avg/g
FLOWERS, Quinto	2	138.86	24-40-2	60.0	266	4	71	133.0
BENCH, Steven	2	230.60	8-10-0	80.0	140	1	62	70.0
Total	2	157.21	32-50-2	64.0	406	5	71	203.0
Opponents	2	95.74	34-64-2	53.1	333	1	29	166.5

Receiving	gp	no.	yds	avg	td	lg	avg/g
JOHNSON, D'Erne	2	8	166	20.8	4	71	83.0
MACK, Marlon	2	7	15	2.1	0	9	7.5
DILLON, Elkanah	2	4	126	31.5	1	62	63.0
BARR, Chris	2	4	38	9.5	0	24	19.0
BRONSON, Ryshen	2	2	24	12.0	0	16	12.0
PRICE, Sean	2	2	21	10.5	0	13	10.5
LEGREE, A.J.	2	2	9	4.5	0	5	4.5
TICE, Darius	2	2	6	3.0	0	3	3.0
ADAMS, Rodney	2	1	1	1.0	0	1	0.5
Total	2	32	406	12.7	5	71	203.0
Opponents	2	34	333	9.8	1	29	166.5

Punt Returns	no.	yds	avg	td	lg
FULLWODD, Tajee	5	67	13.4	0	46
REED, Jordan	1	6	6.0	0	6
Total	6	73	12.2	0	46
Opponents	9	59	6.6	0	18

Interceptions	no.	yds	avg	td	lg
HOGGINS, Ronnie	1	0	0.0	0	0
SPENCER, Jalen	1	-2	-2.0	0	0
Total	2	-2	-1.0	0	0
Opponents	2	0	0.0	0	0

Kick Returns	no.	yds	avg	td	lg
ADAMS, Rodney	4	109	27.2	0	34
JOHNSON, D'Erne	1	23	23.0	0	23
Total	5	132	26.4	0	34
Opponents	8	189	23.6	0	56

Fumble Returns	no.	yds	avg	td	lg
Total	0	0	0.0	0	0
Opponents	0	0	0.0	0	0

The Automated ScoreBook
 USF Overall Individual Statistics (as of Sep 12, 2015)
 All games

Scoring	td	fg	PAT				dxp	saf	pts
			kick	rush	rcv	pass			
JOHNSON, D'Erne	4	-	-	-	-	-	-	-	24
NADELMAN, Emili	-	1-1	8-8	-	-	-	-	-	11
MACK, Marlon	1	-	-	-	-	-	-	-	6
FLOWERS, Quinto	1	-	-	-	-	-	-	-	6
BENCH, Steven	1	-	-	-	-	-	-	-	6
TICE, Darius	1	-	-	-	-	-	-	-	6
DILLON, Elkanah	1	-	-	-	-	-	-	-	6
CIABATTI, Matti	-	-	-	0-1	-	-	-	-	0
Total	9	1-1	8-8	0-1	-	-	-	-	65
Opponents	4	3-3	4-4	-	-	-	-	-	37

Total Offense	g	plays	rush	pass	total	avg/g
FLOWERS, Quinto	2	61	101	266	367	183.5
MACK, Marlon	2	41	214	0	214	107.0
BENCH, Steven	2	14	20	140	160	80.0
TICE, Darius	2	10	101	0	101	50.5
JOHNSON, D'Erne	2	4	19	0	19	9.5
TEAM	1	2	-31	0	-31	-31.0
Total	2	132	424	406	830	415.0
Opponents	2	144	290	333	623	311.5

Field Goals	fg	pct.	01-19	20-29	30-39	40-49	50-99	lg	blk
NADELMAN, Emili	1-1	100.0	0-0	1-1	0-0	0-0	0-0	22	0

FG Sequence	USF	Opponents
Florida A&M	(22)	(21)
Florida State	-	(30),(38)

Numbers in (parentheses) indicate field goal was made.

Punting	no.	yds	avg	lg	tb	fc	i20	50+	blk
CIABATTI, Matti	15	682	45.5	56	1	3	5	6	0
Total	15	682	45.5	56	1	3	5	6	0
Opponents	17	679	39.9	51	0	7	2	1	0

Kickoffs	no.	yds	avg	tb	ob	retn	net	ydln
NADELMAN, Emili	12	726	60.5	4	0			
Total	12	726	60.5	4	0	23.6	36.4	28
Opponents	9	570	63.3	3	1	26.4	40.3	24

The Automated ScoreBook
 USF Overall Individual Statistics (as of Sep 12, 2015)
 All games

All Purpose	g	rush	rcv	pr	kr	ir	total	avg/g
MACK, Marlon	2	214	15	0	0	0	229	114.5
JOHNSON, D'Er	2	19	166	0	23	0	208	104.0
DILLON, Elkana	2	0	126	0	0	0	126	63.0
ADAMS, Rodney	2	0	1	0	109	0	110	55.0
TICE, Darius	2	101	6	0	0	0	107	53.5
FLOWERS, Qui	2	101	0	0	0	0	101	50.5
FULLWODD, Ta	2	0	0	67	0	0	67	33.5
BARR, Chris	2	0	38	0	0	0	38	19.0
BRONSON, Rys	2	0	24	0	0	0	24	12.0
PRICE, Sean	2	0	21	0	0	0	21	10.5
BENCH, Steven	2	20	0	0	0	0	20	10.0
LEGREE, A.J.	2	0	9	0	0	0	9	4.5
REED, Jordan	1	0	0	6	0	0	6	6.0
SPENCER, Jale	1	0	0	0	0	-2	-2	-2.0
TEAM	1	-31	0	0	0	0	-31	-31.0
Total	2	424	406	73	132	-2	1033	516.5
Opponents	2	290	333	59	189	0	871	435.5

The Automated ScoreBook
 USF Overall Defensive Statistics (as of Sep 12, 2015)
 All games

##	Defensive Leaders	gp	Tackles				tfl/yds	Sacks no-yds	Pass defense			Fumbles		blkd	
			ua	a	tot				int-yds	brup	qbh	rcv-yds	ff	kick	saf
36	GODWIN, Nate	2	8	5	13	0.5-0
43	SANCHEZ, Auggie	2	4	6	10	2.0-15
10	SENAT, Deadrin	2	6	4	10	1.5-5
2B	BYRD, Jamie	2	6	3	9	1.5-2	.	.	1
29	GARYE, C.J.	2	5	3	8
60	HECTOR, Bruce	2	5	3	8	4.0-17	2.0-15
52	BULLOCK, Zack	2	4	3	7	0.5-1	.	.	.	2
91	LEE, Eric	2	6	1	7	1.5-12	.	.	1	1	.	1	.	.	.
53	THOMAS, Danny	2	5	2	7
24	WARD, Johnny	2	5	1	6	.	.	.	1
13	FULLWODD, Tajee	2	3	3	6	.	.	.	1
23	WILKINS, Mazzi	2	2	4	6
9H	HILL, Demetrius	2	4	2	6	3.5-12	1.0-7	.	2
3	NICHOLS, Deatri	2	4	2	6	1.5-3	.	.	1
93	AWOLEKE, Daniel	2	4	1	5	2.5-13	2.0-12
20	ABRAHAM, Devin	2	5	.	5
90	HAMILTON, James	2	3	1	4	2.0-10	1.0-9
98	LOVE, Mike	2	3	1	4	1.0-12	1.0-12
6	ROBBINS, Lamar	2	3	.	3
19	HOGGINS, Ronnie	2	3	.	3	.	.	1-0
30	SPENCER, Jalen	1	2	1	3	.	.	1--2
9	FLOWERS, Quinto	2	.	2	2
18	THOMAS, Jaymon	2	1	1	2
21	MCGEE, Khalid	2	2	.	2
99	BRONSON, Kevin	2	1	.	1	1	.	.	.
42	HAMILTON, Coria	2	1	.	1
37	FERGUSON, Nate	1	1	.	1
87	ADAMS, Rodney	2	1	.	1
32	JOHNSON, D'Erne	2	1	.	1
5	MACK, Marlon	2	.	1	1
44	HOLMAN, Nick	2	1
Total		2	98	50	148	22-102	7-55	2--2	8	3	.	2	.	.	.
Opponents		2	80	44	124	9-35	4-11	2-0	6	1

The Automated ScoreBook
 USF Team Game-by-Game (as of Sep 12, 2015)
 All games

TEAM STATISTICS

Date	Opponent	Rushing				Receiving				Passing				Kick Returns				Punt Returns				tot off
		no.	yds	td	lg	no.	yds	td	lg	cmp-att-int	yds	td	lg	no.	yds	td	lg	no.	yds	td	lg	
Sep 05	FLORIDA A&M	46	275	4	44	20	281	3	62	20-26-1	281	3	62	1	33	0	33	4	27	0	19	556
Sep 12	at Florida State	36	149	0	23	12	125	2	71	12-24-1	125	2	71	4	99	0	34	2	46	0	46	274
USF		82	424	4	44	32	406	5	71	32-50-2	406	5	71	5	132	0	34	6	73	0	46	830
		80	290	3	74	34	333	1	29	34-64-2	333	1	29	8	189	0	56	9	59	0	18	623

Games: 2 • Avg/rush: 5.2 • Avg/catch: 12.7 • Pass effic: 157.21 • KR avg: 26.4 • PR avg: 12.2 • All purpose avg/game: 516.5 • Total offense avg/gm: 415.0

Date	Opponent	Tackles				Sacks	Fumble	Pass Defense			blkd	PAT Attempts			off			
		ua	a	total	tfl-yds	no-yds	ff	fr-yds	int-yds	qbh	brup	kick	kick	rush	rcv	saf	t/o	pts
Sep 05	FLORIDA A&M	52	24	76	15.0-65	4.0-24	1	0-0	2--2	0	5	0	6-6	0	0	0	7	51
Sep 12	at Florida State	46	26	72	7.0-37	3.0-31	1	0-0	0-0	3	3	0	2-2	0	0	0	0	14
USF		98	50	148	22.0-102	7.0-55	2	0-0	2--2	3	8	0	8-8	0	0	0	7	65
		80	44	124	9.0-35	4.0-11	0	0-0	2-0	1	6	0	4-4	0	0	0	0	37

Date	Opponent	Punting							Field Goals			Kickoffs						
		no.	yds	avg	long	blkd	tb	fc	50+	i20	md-att	long	blkd	no.	yds	avg	tb	ob
Sep 05	FLORIDA A&M	5	237	47.4	53	0	0	1	2	1	1-1	22	0	9	572	63.6	3	0
Sep 12	at Florida State	10	445	44.5	56	0	1	2	4	4	0-0	0	0	3	154	51.3	1	0
USF		15	682	45.5	56	0	1	3	6	5	1-1	22	0	12	726	60.5	4	0
		17	679	39.9	51	0	0	7	1	2	3-3	38	0	9	570	63.3	3	1

The Automated ScoreBook
 USF Opponent Game-by-Game (as of Sep 12, 2015)
 All games

OPPONENT STATISTICS

Date	Opponent	Rushing				Receiving				Passing				Kick Returns				Punt Returns				tot off
		no.	yds	td	lg	no.	yds	td	lg	cmp-att-int	yds	td	lg	no.	yds	td	lg	no.	yds	td	lg	
Sep 05	FLORIDA A&M	34	12	0	9	20	170	0	29	20-38-2	170	0	29	6	133	0	32	3	19	0	11	182
Sep 12	at Florida State	46	278	3	74	14	163	1	23	14-26-0	163	1	23	2	56	0	56	6	40	0	18	441
Opponents		80	290	3	74	34	333	1	29	34-64-2	333	1	29	8	189	0	56	9	59	0	18	623
		82	424	4	44	32	406	5	71	32-50-2	406	5	71	5	132	0	34	6	73	0	46	830

Games: 2 • Avg/rush: 3.6 • Avg/catch: 9.8 • Pass effic: 95.74 • KR avg: 23.6 • PR avg: 6.6 • All purpose avg/game: 435.5 • Total offense avg/gm: 311.5

Date	Opponent	Tackles				Sacks no-yds	Fumble		Pass Defense			blkd kick	PAT Attempts			off				
		ua	a	total	tfl-yds		ff	fr-yds	int-yds	qbh	brup		kick	rush	rcv	saf	t/o	pts		
Sep 05	FLORIDA A&M	47	22	69	3.0-19	1.0-3	0	0-0	1-0	0	1	0	0-0	0	0	0	0	0	0	3
Sep 12	at Florida State	33	22	55	6.0-16	3.0-8	0	0-0	1-0	1	5	0	4-4	0	0	0	0	0	34	
Opponents		80	44	124	9.0-35	4.0-11	0	0-0	2-0	1	6	0	4-4	0	0	0	0	0	37	
		98	50	148	22.0-102	7.0-55	2	0-0	2--2	3	8	0	8-8	0	0	0	0	7	65	

Date	Opponent	Punting							Field Goals			Kickoffs						
		no.	yds	avg	long	blkd	tb	fc	50+	i20	md-att	long	blkd	no.	yds	avg	tb	ob
Sep 05	FLORIDA A&M	10	395	39.5	51	0	0	2	1	1	1-1	21	0	2	124	62.0	0	1
Sep 12	at Florida State	7	284	40.6	46	0	0	5	0	1	2-2	38	0	7	446	63.7	3	0
Opponents		17	679	39.9	51	0	0	7	1	2	3-3	38	0	9	570	63.3	3	1
		15	682	45.5	56	0	1	3	6	5	1-1	22	0	12	726	60.5	4	0

The Automated ScoreBook
 USF Game Superlatives (as of Sep 12, 2015)
 All games

INDIVIDUAL GAME HIGHS

Rushes	23	MACK, Marlon vs Florida A&M (Sep 05, 2015)
Yards Rushing	131	MACK, Marlon vs Florida A&M (Sep 05, 2015)
TD Rushes	1	BENCH, Steven vs Florida A&M (Sep 05, 2015)
	1	MACK, Marlon vs Florida A&M (Sep 05, 2015)
	1	FLOWERS, Quinto vs Florida A&M (Sep 05, 2015)
	1	TICE, Darius vs Florida A&M (Sep 05, 2015)
Long Rush	44	TICE, Darius vs Florida A&M (Sep 05, 2015)
Pass attempts	24	FLOWERS, Quinto at Florida State (Sep 12, 2015)
Pass completions	12	FLOWERS, Quinto vs Florida A&M (Sep 05, 2015)
	12	FLOWERS, Quinto at Florida State (Sep 12, 2015)
Yards Passing	141	FLOWERS, Quinto vs Florida A&M (Sep 05, 2015)
TD Passes	2	FLOWERS, Quinto vs Florida A&M (Sep 05, 2015)
	2	FLOWERS, Quinto at Florida State (Sep 12, 2015)
Long Pass	71	FLOWERS, Quinto at Florida State (Sep 12, 2015)
Receptions	5	JOHNSON, D'Erne at Florida State (Sep 12, 2015)
	5	MACK, Marlon at Florida State (Sep 12, 2015)
Yards Receiving	126	DILLON, Elkanah vs Florida A&M (Sep 05, 2015)
TD Receptions	2	JOHNSON, D'Erne vs Florida A&M (Sep 05, 2015)
	2	JOHNSON, D'Erne at Florida State (Sep 12, 2015)
Long Reception	71	JOHNSON, D'Erne at Florida State (Sep 12, 2015)
Field Goals	1	NADELMAN, Emili vs Florida A&M (Sep 05, 2015)
Long Field Goal	22	NADELMAN, Emili vs Florida A&M (Sep 05, 2015)
Punts	10	CIABATTI, Matti at Florida State (Sep 12, 2015)
Punting Avg	47.4	CIABATTI, Matti vs Florida A&M (Sep 05, 2015)
Long Punt	56	CIABATTI, Matti at Florida State (Sep 12, 2015)
Punts inside 20	4	CIABATTI, Matti at Florida State (Sep 12, 2015)
Long Punt Return	46	FULLWODD, Tajee at Florida State (Sep 12, 2015)
Long Kickoff Return	34	ADAMS, Rodney at Florida State (Sep 12, 2015)
Tackles	10	SANCHEZ, Auggie vs Florida A&M (Sep 05, 2015)
Sacks	2.0	HECTOR, Bruce vs Florida A&M (Sep 05, 2015)
Tackles For Loss	3.0	HILL, Demetrius vs Florida A&M (Sep 05, 2015)
	3.0	HECTOR, Bruce vs Florida A&M (Sep 05, 2015)
Interceptions	1	HOGGINS, Ronnie vs Florida A&M (Sep 05, 2015)
	1	SPENCER, Jalen vs Florida A&M (Sep 05, 2015)

The Automated ScoreBook
 USF Game Superlatives (as of Sep 12, 2015)
 All games

TEAM GAME HIGHS

Rushes	46	vs Florida A&M (Sep 05, 2015)
Yards Rushing	275	vs Florida A&M (Sep 05, 2015)
Yards Per Rush	6.0	vs Florida A&M (Sep 05, 2015)
TD Rushes	4	vs Florida A&M (Sep 05, 2015)
Pass attempts	26	vs Florida A&M (Sep 05, 2015)
Pass completions	20	vs Florida A&M (Sep 05, 2015)
Yards Passing	281	vs Florida A&M (Sep 05, 2015)
Yards Per Pass	10.8	vs Florida A&M (Sep 05, 2015)
TD Passes	3	vs Florida A&M (Sep 05, 2015)
Total Plays	72	vs Florida A&M (Sep 05, 2015)
Total Offense	556	vs Florida A&M (Sep 05, 2015)
Yards Per Play	7.7	vs Florida A&M (Sep 05, 2015)
Points	51	vs Florida A&M (Sep 05, 2015)
Sacks By	4	vs Florida A&M (Sep 05, 2015)
First Downs	27	vs Florida A&M (Sep 05, 2015)
Penalties	11	vs Florida A&M (Sep 05, 2015)
Penalty Yards	97	vs Florida A&M (Sep 05, 2015)
Turnovers	1	vs Florida A&M (Sep 05, 2015)
	1	at Florida State (Sep 12, 2015)
Interceptions By	2	vs Florida A&M (Sep 05, 2015)
Punts	10	at Florida State (Sep 12, 2015)
Punting Avg	47.4	vs Florida A&M (Sep 05, 2015)
Long Punt	56	at Florida State (Sep 12, 2015)
Punts inside 20	4	at Florida State (Sep 12, 2015)
Long Punt Return	46	at Florida State (Sep 12, 2015)

The Automated ScoreBook
 USF Game Superlatives (as of Sep 12, 2015)
 All games

OPPONENT INDIVIDUAL GAME HIGHS

Rushes	30	Cook, D., at Florida State (Sep 12, 2015)
Yards Rushing	266	Cook, D., at Florida State (Sep 12, 2015)
TD Rushes	3	Cook, D., at Florida State (Sep 12, 2015)
Long Rush	74	Cook, D., at Florida State (Sep 12, 2015)
Pass attempts	29	COLEMAN,Kenneth, vs Florida A&M (Sep 05, 2015)
Pass completions	14	COLEMAN,Kenneth, vs Florida A&M (Sep 05, 2015)
	14	Golson, E., at Florida State (Sep 12, 2015)
Yards Passing	163	Golson, E., at Florida State (Sep 12, 2015)
TD Passes	1	Golson, E., at Florida State (Sep 12, 2015)
Long Pass	29	COLEMAN,Kenneth, vs Florida A&M (Sep 05, 2015)
Receptions	7	NORWOOD,Brandon, vs Florida A&M (Sep 05, 2015)
Yards Receiving	56	NEALY,Devondric, vs Florida A&M (Sep 05, 2015)
TD Receptions	1	Wilson, J., at Florida State (Sep 12, 2015)
Long Reception	29	NEALY,Devondric, vs Florida A&M (Sep 05, 2015)
Field Goals	2	Aguayo, R., at Florida State (Sep 12, 2015)
Long Field Goal	38	Aguayo, R., at Florida State (Sep 12, 2015)
Punts	10	BLANTON,Colby, vs Florida A&M (Sep 05, 2015)
Punting Avg	40.6	Beatty, C., at Florida State (Sep 12, 2015)
Long Punt	51	BLANTON,Colby, vs Florida A&M (Sep 05, 2015)
Punts inside 20	1	BLANTON,Colby, vs Florida A&M (Sep 05, 2015)
	1	Beatty, C., at Florida State (Sep 12, 2015)
Long Punt Return	18	Wilson, J., at Florida State (Sep 12, 2015)
Long Kickoff Return	56	Whitfield, K., at Florida State (Sep 12, 2015)
Tackles	11	BLOUNT,Akil, vs Florida A&M (Sep 05, 2015)
Sacks	1.0	James, D., at Florida State (Sep 12, 2015)
	1.0	Newberry, G., at Florida State (Sep 12, 2015)
	1.0	Pugh, J., at Florida State (Sep 12, 2015)
Tackles For Loss	2.0	Hoskins, R., at Florida State (Sep 12, 2015)
Interceptions	1	BRYANT,Jacques, vs Florida A&M (Sep 05, 2015)
	1	White, M., at Florida State (Sep 12, 2015)

The Automated ScoreBook
 USF Game Superlatives (as of Sep 12, 2015)
 All games

OPPONENT TEAM GAME HIGHS

Rushes	46	at Florida State (Sep 12, 2015)
Yards Rushing	278	at Florida State (Sep 12, 2015)
Yards Per Rush	6.0	at Florida State (Sep 12, 2015)
TD Rushes	3	at Florida State (Sep 12, 2015)
Pass attempts	38	vs Florida A&M (Sep 05, 2015)
Pass completions	20	vs Florida A&M (Sep 05, 2015)
Yards Passing	170	vs Florida A&M (Sep 05, 2015)
Yards Per Pass	6.3	at Florida State (Sep 12, 2015)
TD Passes	1	at Florida State (Sep 12, 2015)
Total Plays	72	vs Florida A&M (Sep 05, 2015)
	72	at Florida State (Sep 12, 2015)
Total Offense	441	at Florida State (Sep 12, 2015)
Yards Per Play	6.1	at Florida State (Sep 12, 2015)
Points	34	at Florida State (Sep 12, 2015)
Sacks By	3	at Florida State (Sep 12, 2015)
First Downs	21	at Florida State (Sep 12, 2015)
Penalties	10	vs Florida A&M (Sep 05, 2015)
Penalty Yards	61	vs Florida A&M (Sep 05, 2015)
Turnovers	2	vs Florida A&M (Sep 05, 2015)
Interceptions By	1	vs Florida A&M (Sep 05, 2015)
	1	at Florida State (Sep 12, 2015)
Punts	10	vs Florida A&M (Sep 05, 2015)
Punting Avg	40.6	at Florida State (Sep 12, 2015)
Long Punt	51	vs Florida A&M (Sep 05, 2015)
Punts inside 20	1	vs Florida A&M (Sep 05, 2015)
	1	at Florida State (Sep 12, 2015)
Long Punt Return	18	at Florida State (Sep 12, 2015)

The Automated ScoreBook
 USF Red-Zone Results (as of Sep 12, 2015)
 All games

USF Inside Opponent Red-Zone

Date	Opponent	Score	Times	Times	Total	Rush	Pass	FGs	Failed to score inside RZ							
			In RZ	Scored	Pts	TDs	TDs	TDs	Made	FGA	Down	Int	Fumb	Half	Game	
Sep 05, 2015	FLORIDA A&M	W 51-3	6	5	30	4	3	1	1	0	1	0	0	0	0	0
Sep 12, 2015	at Florida State	L 14-34	2	1	7	1	0	1	0	0	0	1	0	0	0	0
Totals			8	6	37	5	3	2	1	0	1	1	0	0	0	0
6 of 8 (75.0%)																

Opponents Inside USF Red-Zone

Date	Opponent	Score	Times	Times	Total	Rush	Pass	FGs	Failed to score inside RZ							
			In RZ	Scored	Pts	TDs	TDs	TDs	Made	FGA	Down	Int	Fumb	Half	Game	
Sep 05, 2015	FLORIDA A&M	W 51-3	1	1	3	0	0	0	1	0	0	0	0	0	0	0
Sep 12, 2015	at Florida State	L 14-34	2	2	6	0	0	0	2	0	0	0	0	0	0	0
Totals			3	3	9	0	0	0	3	0	0	0	0	0	0	0
3 of 3 (100.0%)																

The Automated ScoreBook
 USF By-Quarter Statistics (as of Sep 12, 2015)
 All games

3rd-Down Conversions

Date	Opponent	Score	Overall	1st Qtr	2nd Qtr	3rd Qtr	4th Qtr	Overtime
Sep 05, 2015	FLORIDA A&M	W 51-3	4-12 33.3	1-3 33.3	1-4 25.0	1-2 50.0	1-3 33.3	
Sep 12, 2015	at Florida State	L 14-34	1-13 7.7	0-5 0.0	1-4 25.0	0-2 0.0	0-2 0.0	
	USF		5-25 20.0	1-8 12.5	2-8 25.0	1-4 25.0	1-5 20.0	0-0 0.0
	Opponents		8-32 25.0	0-8 0.0	0-7 0.0	4-8 50.0	4-9 44.4	0-0 0.0

4th-Down Conversions

Date	Opponent	Score	Overall	1st Qtr	2nd Qtr	3rd Qtr	4th Qtr	Overtime
Sep 05, 2015	FLORIDA A&M	W 51-3	1-2 50.0	0-1 0.0	1-1 100.0	0-0 0.0	0-0 0.0	
Sep 12, 2015	at Florida State	L 14-34	1-1 100.0	0-0 0.0	0-0 0.0	0-0 0.0	1-1 100.0	
	USF		2-3 66.7	0-1 0.0	1-1 100.0	0-0 0.0	1-1 100.0	0-0 0.0
	Opponents		1-3 33.3	0-0 0.0	0-0 0.0	0-1 0.0	1-2 50.0	0-0 0.0

Time of Possession

Date	Opponent	Score	Overall	1st Qtr	2nd Qtr	3rd Qtr	4th Qtr	Overtime
Sep 05, 2015	FLORIDA A&M	W 51-3	28:13	7:24	8:43	5:30	6:36	
Sep 12, 2015	at Florida State	L 14-34	26:37	9:28	8:30	5:34	3:05	
	USF		Total 54:50	16:52	17:13	11:04	9:41	0:00
			Avg. 27:25	8:26	8:36	5:32	4:50	0:00
	Opponents		Total 65:10	13:08	12:47	18:56	20:19	0:00
			Avg. 32:35	6:34	6:23	9:28	10:09	0:00